



Program Planning & Evaluation Committee Meeting

March 27, 2023 at 12:00 p.m.

Fresno EOC Board Room

1920 Mariposa Street, Suite 310

Fresno, CA, 93721

Zoom Link:

<https://fresnoeoc.zoom.us/meeting/register/tZlqceqtqzljGtJXNciT8m9bYg1n2kQ5fiLD>



PROGRAM PLANNING & EVALUATION COMMITTEE MEETING AGENDA

MARCH 27, 2023 AT 12:00 PM

1. CALL TO ORDER

2. ROLL CALL

A. Monthly Attendance Record		4
------------------------------	--	---

3. APPROVAL OF DECEMBER 5, 2022 MINUTES

A. December 5, 2022 Program Planning and Evaluation Committee Meeting Minutes	Approve	5
---	---------	---

4. ENERGY SERVICES

A. 2023 Emergency Supplemental Low-Income Home Energy Assistance Program (ELIHEAP)	Approve	7
--	---------	---

B. 2023 Department of Energy Weatherization Assistance Program	Ratify	12
--	--------	----

5. TRAINING AND EMPLOYMENT SERVICES

A. Youth Program Services	Ratify	13
---------------------------	--------	----

6. LOCAL CONSERVATION CORPS

A. YouthBuild Program	Ratify	19
-----------------------	--------	----

B. California Community Reinvestment Grants Program	Ratify	22
---	--------	----

7. SANCTUARY AND SUPPORT SERVICES

A. PrEP and PEP Initiation and Retention Initiative	Ratify	25
---	--------	----

B. Stop The Hate Services for Survivors and Prevention Funding	Ratify	28
--	--------	----

8. HEALTH SERVICES

A. Office of Strategic Coordination, National Institutes of Health ComPASS OTA-22-007	Ratify	31
---	--------	----

9. TRANSIT SYSTEMS

A. Central Valley Regional Center Urban and Rural Contracts	Accept	34
---	--------	----

10. PROGRAM PLANNING AND EVALUATION CHARTER

A. Program Planning and Evaluation Charter	Discussion	35
--	------------	----

11. SANCTUARY AND SUPPORT SERVICES

A. Project HOPE Bridge Housing Update	Information	41
---------------------------------------	-------------	----

12. 2021 – 2022 LOW-INCOME HOME ENERGY ASSISTANCE PROGRAM (LIHEAP) DATA REPORT

A. 2021 – 2022 Low-Income Home Energy Assistance Program Data Report	Information	42
--	-------------	----

13. WOMEN, INFANTS & CHILDREN

A. Financial Management Review	Information	50
--------------------------------	-------------	----

14. EQUITY AND IMPACT

A. Grant Tracker	Information	51
------------------	-------------	----

15. OTHER BUSINESS

The next meeting is scheduled on Monday, April 24, 2023 at 12:00 p.m.

16. PUBLIC COMMENTS

(This portion of the meeting is reserved for persons wishing to address the Committee on items within jurisdiction but not on the agenda. Comments are limited to three minutes).

17. ADJOURNMENT



Program and Planning Evaluation Meeting Monthly Attendance Record

Amy Arambula
Robert Pimentel
Sherry Neil
Linda Hayes
Alena Pacheco

January	8-Feb	March 27, 2023	April 24, 2023	May 22, 2023	June 26, 2023	July 24, 2023	August 28, 2023	Sept. 25, 2023	Oct. 23, 2023	Nov. 27, 2023	Dec. 18, 2023	Attended
	Canceled											0/11
												0/11
												0/11
												0/11
												0/11

O-Present X-Absent T-Teleconference

PROGRAM PLANNING AND EVALUATION COMMITTEE

**Fresno EOC Board Room
1920 Mariposa Street, Suite 310
Fresno, CA 93721
Monday, December 5, 2022
12:00 p.m.**

MINUTES**1. CALL TO ORDER**

Linda Hayes, called the meeting to order at 12:10 p.m.

2. ROLL CALL

Roll was called and a quorum was established.

Committee Members:

Linda R. Hayes
Alysia Bonner
Steven Taylor
Sherry Neil

Absent:

Charles Garabedian
Amy Arambula

Staff:

Emilia Reyes
Michell L. Tutunjian
Jack Lazzarini
Karina Perez
Greg Streets
Misty Gattie-Blanco
Elionora Vivanco
Erika Ceballos
Lydia Dawson

3. APPROVAL OF MINUTES

November 15, 2022 Program Planning and Evaluation Committee Meeting Minutes

Public Comments: None heard.

Motion by: Bonner **Second by:** Neil

Ayes: Hayes, Bonner, Neil, Taylor.

Nays: None

4. SANCTUARY AND SUPPORT SERVICES**A. Human Trafficking Victim Assistance Program**

Misty Gattie-Blanco, Sanctuary and Support Services Director, provided an overview of the Human Trafficking Victim Assistance Program grant application to the California Governor's Office of Emergency Services, Victim Services Branch for the Human Trafficking Victim Assistance Program in the amount of \$666,666 for a 12-month project period beginning April 1, 2022. Hayes inquired about the staffing plan to provide services. Gattie-Blanco explained the strategy implemented to provide services. Hayes inquired about the inclusion of Cost-of-living adjustment (COLA) as part of the personnel cost in the budget. Gattie-Blanco responded stating budget accounts for COLA. Bonner inquired about the data collection process. Gattie-Blanco explained the process to collect data.

Public Comments: None heard.

Motion by: Bonner **Second by:** Taylor

Ayes: Hayes, Bonner, Neil, Taylor.

Nays: None

B. Project HOPE Bridge Housing

Gattie-Blanco, provided an overview of the Independent Contractor Agreement with State Center Community College District to support Project Housing Opportunities Promote Education administered by Fresno City College, over a 12-month period, starting January 1, 2023, with an option to renew for one additional year. The fee-for-service agreement will fund four rooms at \$168/night based on occupancy, plus actual monthly operating costs for the facility. Hayes inquired about the total amount of the Contract Agreement. Gattie-Blanco responded stating \$250,000 per year and not to exceed \$500,000 over a 24-month period. Gattie-Blanco provided additional details outlining the plan to utilize the funds. Hayes suggested to provide a monthly update to the Program Planning and Evaluation Committee (PP&E), outlining the number of students served. Gattie-Blanco responded stating a report will be presented as an information item beginning with the PP&E Committee meeting in February 2023.

Public Comments: None heard.

Motion by: Neil **Second by:** Bonner

Ayes: Hayes, Bonner, Neil, Taylor.

Nays: None

5. **OTHER BUSINESS**

Michelle L. Tutunjian, Chief Operating Officer Informed Committee the 2023 PP&E Meeting schedule will be determined at the next Board meeting.

9. **PUBLIC COMMENTS**

None heard

10. **ADJOURNMENT**

The meeting was adjourned at 12:30 p.m.

Respectfully submitted,

Amy Arambula
Committee Chair



PROGRAM PLANNING AND EVALUATION COMMITTEE MEETING

Date: March 27, 2023	Program: Energy Division
Agenda Item #: 4A	Director: Joseph Amador
Subject: 2023 Emergency Supplemental Low-Income Home Energy Assistance Program (ESLIHEAP)	Officer: Michelle L. Tutunjian

Recommended Action

Staff recommends approval for full Board consideration of the 2023 Emergency Supplemental Low-Income Home Energy Assistance Program (ESLIHEAP). The State of California Department of Community Services and Development (CSD) has granted the 2023 ESLIHEAP Agreement #23J-5712 for \$5,958,476 for a 26-month period starting April 15, 2023.

Background

The ESLIHEAP contract has two components: the weatherization services and utilities assistance services. The ESLIHEAP contract goal is to help low-income households in meeting their home energy costs.

Fiscal Impact

ESLIHEAP is a federally funded assistance program administered by (CSD). CSD has provided funding allocations to each California county.

Conclusion

If approved by the full Board, funds will assist Fresno County low-income households in meeting their home energy cost by serving an estimated 139 households for weatherization services and 25 households for emergency heating and cooling services in Fresno County. In addition, an estimated 1,067 households will be served through utility bill assistance to restore and/or prevent energy services disconnection through PG&E, Southern Edison, The Gas Company, and propane vendors with a one-time payment in Fresno County.

State of California
Department of Community Services and Development
Total 2023 LIHEAP Emergency Supplemental Contract
Facesheet

EMERGENCY SUPPLEMENTAL ALLOCATION SPREADSHEET

Contract Number	Direct Services								Total Contract Allocation
	Weatherization			Administration/Assurance 16/ECIP/HEAP				Utility Assistance	
County/Service Territory	Initial WX Program	Delayed WX Program	WX Program Subtotal	Allowable Admin	Allowable A16	ECIP/HEAP Program	Admin/A16/ECIP/HEAP Subtotal	ECIP FT/HEAP G&E Program Subtotal	
1 Alameda County - Spectrum Community Services, Inc.	476,145	317,430	793,575	158,715	158,715	838,016	1,155,446	1,066,566	3,015,587
2 Amador/Tuolumne Service Territory - Amador-Tuolumne CAA									
Amador County	27,737	18,491	46,228	9,246	9,246	42,159	60,651	68,786	175,665
Calaveras County	41,032	27,355	68,387	13,677	13,677	77,141	104,495	86,989	259,871
Tuolumne County	77,559	51,706	129,265	25,853	25,853	136,503	188,209	173,731	491,205
Service Territory Total	146,328	97,552	243,880	48,776	48,776	255,803	353,355	329,506	926,741
3 Butte County - CAA of Butte County, Inc.	264,261	176,174	440,435	88,087	88,087	687,079	863,253	369,966	1,673,654
4 Colusa Service Territory - Glenn County Community Action Department									
Colusa County	16,716	11,144	27,860	5,572	5,572	21,397	32,541	45,469	105,870
Glenn County	23,751	15,834	39,585	7,917	7,917	33,251	49,085	61,752	150,422
Trinity County	17,647	11,764	29,411	5,882	5,882	56,470	68,234	14,117	111,762
Service Territory Total	58,114	38,742	96,856	19,371	19,371	111,118	149,860	121,338	368,054
5 Contra Costa Co. - Contra Costa Employment & Human Services Dept/CSB	407,770	271,846	679,616	135,923	135,923	326,216	598,062	1,304,863	2,582,541
6 Del Norte County - Del Norte Senior Center, Inc.	80,375	53,583	133,958	26,792	26,792	180,039	233,623	141,460	509,041
7 El Dorado Service Territory - El Dorado Co. Health & Human Services Agency									
Alpine County	3,196	2,131	5,327	1,065	1,065	7,544	9,674	5,243	20,244
El Dorado County	226,867	151,245	378,112	75,622	75,622	535,407	686,651	372,062	1,436,825
Service Territory Total	230,063	153,376	383,439	76,687	76,687	542,951	696,325	377,305	1,457,069
8 Fresno County - Fresno County Economic Opportunities Commission	940,812	627,208	1,568,020	313,604	313,604	564,487	1,191,695	3,198,761	5,958,476
9 Humboldt Service Territory - Redwood CAA									
Humboldt County	198,250	132,167	330,417	66,083	66,083	333,060	465,226	459,941	1,255,584
Modoc Co. (WEATHERIZATION/ASSURANCE 16)	21,106	14,071	35,177	2,150	3,518	0	5,668	0	40,845
Service Territory Total	219,356	146,238	365,594	68,233	69,601	333,060	470,894	459,941	1,296,429
10 Imperial Service Territory - Campesinos Unidos, Inc.									
Imperial County	93,552	62,368	155,920	31,184	31,184	97,294	159,662	276,915	592,497
San Diego County - Area A	512,540	341,693	854,233	170,847	170,847	430,534	772,228	1,619,627	3,246,088
Service Territory Total	606,092	404,061	1,010,153	202,031	202,031	527,828	931,890	1,896,542	3,838,585
11 Inyo Service Territory - Inyo Mono Advocates for Community Action, Inc.									
Inyo County	21,260	14,174	35,434	7,087	7,087	62,080	76,254	22,961	134,649
Mono County	26,724	17,816	44,540	8,908	8,908	94,069	111,885	12,828	169,253
Service Territory Total	47,984	31,990	79,974	15,995	15,995	156,149	188,139	35,789	303,902
12 Kern County - Community Action Partnership of Kern	857,776	571,851	1,429,627	285,925	285,925	789,154	1,361,004	2,641,952	5,432,583
13 Kings County - Kings Community Action Organization, Inc.	116,275	77,517	193,792	38,758	38,758	167,437	244,953	297,665	736,410
14 Lake Service Territory - North Coast Energy Services, Inc.									
Lake County	114,218	76,145	190,363	38,073	38,073	223,868	300,014	233,005	723,382
Mendocino County	137,913	91,942	229,855	45,971	45,971	198,595	290,537	353,057	873,449
Napa County	57,252	38,168	95,420	19,084	19,084	84,733	122,901	144,275	362,596
Solano County	150,432	100,288	250,720	50,144	50,144	90,259	190,547	511,469	952,736
Sonoma County	240,652	160,435	401,087	80,217	80,217	375,417	535,851	587,190	1,524,128
Yolo County	120,148	80,099	200,247	40,049	40,049	153,789	233,887	326,803	760,937
Service Territory Total	820,615	547,077	1,367,692	273,538	273,538	1,126,661	1,673,737	2,155,799	5,197,228
15 Lassen County - Lassen Economic Development Corporation	62,100	41,400	103,500	20,700	20,700	203,690	245,090	44,713	393,303
Los Angeles County									
16 Area A - Maravilla Foundation	1,530,293	1,020,194	2,550,487	510,099	510,099	2,264,830	3,285,028	3,856,333	9,691,848
17 Area B - Pacific Asian Consortium in Employment	1,081,756	721,171	1,802,927	360,585	360,585	865,405	1,586,575	3,461,619	6,851,121
18 Area C - Long Beach Community Action Partnership	943,751	629,167	1,572,918	314,584	314,584	604,001	1,233,169	3,171,003	5,977,090
19 Madera County - Community Action Partnership of Madera County, Inc.	125,870	83,913	209,783	41,957	41,957	105,730	189,644	397,747	797,174
20 Marin County - Community Action Marin (NON WEATHERIZATION/ASSURANCE 16)	0	0	0	19,531	19,531	79,687	118,749	252,343	371,092
21 Mariposa County - Mariposa County Human Services Department	48,581	32,387	80,968	16,194	16,194	116,595	148,983	77,730	307,681

State of California
Department of Community Services and Development
Total 2023 LIHEAP Emergency Supplemental Contract
Facesheet

EMERGENCY SUPPLEMENTAL ALLOCATION SPREADSHEET

County/Service Territory	Contract Number	Direct Services							Utility Assistance	Total Contract Allocation
		Weatherization			Administration/Assurance 16/ECIP/HEAP					
		Initial WX Program	Delayed WX Program	WX Program Subtotal	Allowable Admin	Allowable A16	ECIP/HEAP Program	Admin/A16/ECIP/HEAP Subtotal		
22 Merced County - Merced County CAA	23J-5726	235,938	157,292	393,230	78,646	78,646	198,188	355,480	745,562	1,494,272
23 Modoc - T.E.A.C.H. Inc. (NON WEATHERIZATION/ASSURANCE 16)	23J-5727	0	0	0	4,885	3,517	47,278	55,680	37,147	92,827
24 Orange County - Community Action Partnership of Orange County	23J-5728	627,698	418,465	1,046,163	209,233	209,233	903,884	1,322,350	1,606,906	3,975,419
25 Placer Service Territory - Project GO, Inc.										
Nevada County		151,715	101,143	252,858	50,572	50,572	394,458	495,602	212,400	960,860
Placer County		178,742	119,162	297,904	59,581	59,581	278,838	398,000	436,131	1,132,035
Service Territory Total	23J-5729	330,457	220,305	550,762	110,153	110,153	673,296	893,602	648,531	2,092,895
26 Plumas Service Territory - Plumas Co. Community Development Commission										
Plumas County		45,280	30,187	75,467	15,093	15,093	146,707	176,893	34,413	286,773
Sierra County		8,190	5,460	13,650	2,730	2,730	25,555	31,015	7,208	51,873
Service Territory Total	23J-5730	53,470	35,647	89,117	17,823	17,823	172,262	207,908	41,621	338,646
27 Riverside County - Community Action Partnership of Riverside County	23J-5731	984,311	656,207	1,640,518	328,104	328,104	866,194	1,522,402	3,071,050	6,233,970
28 Sacramento Service Territory - Community Resource Project, Inc.										
Sacramento County		745,676	497,117	1,242,793	248,559	248,559	1,043,947	1,541,065	1,938,758	4,722,616
Sutter County		65,971	43,981	109,952	21,990	21,990	92,359	136,339	171,525	417,816
Yuba County		72,849	48,566	121,415	24,283	24,283	119,473	168,039	171,925	461,379
Service Territory Total	23J-5732	884,496	589,664	1,474,160	294,832	294,832	1,255,779	1,845,443	2,282,208	5,601,811
29 San Benito Co. - HHSA, Comm. Svcs. & Wkfs. Dev. (NON WEATHERIZATION/A16)	23J-5733	0	0	0	7,521	7,521	21,736	36,778	106,122	142,900
30 San Bernardino County - Community Action Partnership of San Bernardino Co.	23J-5734	980,686	653,791	1,634,477	326,895	326,895	1,216,052	1,869,842	2,706,695	6,211,014
31 San Diego County - Area B - Metropolitan Area Advisory Committee	23J-5735	241,325	160,883	402,208	80,442	80,442	472,997	633,881	492,304	1,528,393
32 San Joaquin Co. - San Joaquin Co. Dept. of Aging & Community Services	23J-5736	450,057	300,038	750,095	150,019	150,019	270,034	570,072	1,530,191	2,850,358
33 San Luis Obispo Co. - Community Action Partnership of San Luis Obispo Co., Inc.	23J-5737	122,449	81,633	204,082	40,816	40,816	240,001	321,633	249,796	775,511
34 Santa Barbara Co. - Community Action Commission of Santa Barbara County	23J-5738	199,256	132,837	332,093	66,419	66,419	557,915	690,753	239,106	1,261,952
35 Santa Clara Co. - Sacred Heart Community Service (NON WEATHERIZATION/A16)	23J-5739	0	0	0	110,558	110,558	375,895	597,011	1,503,582	2,100,593
36 Santa Cruz Service Territory - Central Coast Energy Services, Inc.										
Monterey County		253,750	169,166	422,916	84,583	84,583	213,150	382,316	801,849	1,607,081
San Francisco County		228,028	152,019	380,047	76,009	76,009	145,938	297,956	766,175	1,444,178
San Mateo County		196,453	130,969	327,422	65,484	65,484	149,304	280,272	636,507	1,244,201
Santa Cruz County		151,783	101,189	252,972	50,594	50,594	127,498	228,686	479,636	961,294
Marin County (WEATHERIZATION/ASSURANCE 16)		83,007	55,338	138,345	8,138	8,138	0	16,276	0	154,621
San Benito County (WEATHERIZATION/ASSURANCE 16)		31,965	21,310	53,275	3,134	3,134	0	6,268	0	59,543
Santa Clara County (WEATHERIZATION/ASSURANCE 16/EHCS)		479,459	319,639	799,098	49,262	49,262	38,357	136,881	0	935,979
Service Territory Total	23J-5740	1,424,445	949,630	2,374,075	337,204	337,204	674,247	1,348,655	2,684,167	6,406,897
37 Shasta/Tehama Service Territory - Self-Help Home Improvement Project, Inc.										
Shasta County		203,664	135,776	339,440	67,888	67,888	431,769	567,545	382,889	1,289,874
Tehama County		86,577	57,718	144,295	28,859	28,859	183,542	241,260	162,764	548,319
Service Territory Total	23J-5741	290,241	193,494	483,735	96,747	96,747	615,311	808,805	545,653	1,838,193
38 Siskiyou County - Great Northern Services	23J-5742	146,153	97,436	243,589	48,718	48,718	309,845	407,281	274,768	925,638
39 Stanislaus County - Central Valley Opportunity Center, Incorporated	23J-5743	391,338	260,892	652,230	130,446	130,446	281,763	542,655	1,283,587	2,478,472
40 Tulare County - Community Services & Employment Training, Inc.	23J-5744	541,873	361,249	903,122	180,624	180,624	650,247	1,011,495	1,517,244	3,431,861
41 Ventura County - Community Action of Ventura County, Inc.	23J-5745	249,570	166,380	415,950	83,190	83,190	289,501	455,881	708,779	1,580,610
TOTALS		17,218,080	11,478,720	28,696,800	5,739,360	5,739,360	20,938,361	32,417,081	47,933,960	109,047,841

EMERGENCY SUPPLEMENTAL ALLOCATION SPREADSHEET

State of California
Department of Community Services and Development
Total 2023 LIHEAP Emergency Supplemental Contract
Facesheet

County/Service Territory	Initial			Approved Waiver			ECIP/HEAP		
	Intake 8%	Outreach 5%	Training 5%	Total WX Intake 8%	Total WX Outreach 5%	Total WX Training 5%	Intake 8%	Outreach 5%	Training 2%
1 Alameda County - Spectrum Community Services, Inc.	38,092	23,807	23,807	63,486	39,679	39,679	152,367	95,229	38,092
2 Amador/Tuolumne Service Territory - Amador-Tuolumne CAA									
Amador County	2,219	1,387	1,387	3,698	2,311	2,311	8,876	5,547	2,219
Calaveras County	3,283	2,052	2,052	5,471	3,419	3,419	13,130	8,207	3,283
Tuolumne County	6,205	3,878	3,878	10,341	6,463	6,463	24,819	15,512	6,205
Service Territory Total	11,707	7,317	7,317	19,510	12,193	12,193	46,825	29,266	11,707
3 Butte County - CAA of Butte County, Inc.	21,141	13,213	13,213	35,235	22,022	22,022	84,564	52,852	21,141
4 Colusa Service Territory - Glenn County Community Action Department									
Colusa County	1,337	836	836	2,229	1,393	1,393	5,349	3,343	1,337
Glenn County	1,900	1,188	1,188	3,167	1,979	1,979	7,600	4,750	1,900
Trinity County	1,412	882	882	2,353	1,471	1,471	5,647	3,529	1,412
Service Territory Total	4,649	2,906	2,906	7,749	4,843	4,843	18,596	11,622	4,649
5 Contra Costa Co. - Contra Costa Employment & Human Services Dept/CSB	32,622	20,389	20,389	54,369	33,981	33,981	130,486	81,554	32,622
6 Del Norte County - Del Norte Senior Center, Inc.	6,430	4,019	4,019	10,717	6,698	6,698	25,720	16,075	6,430
7 El Dorado Service Territory - El Dorado Co. Health & Human Services Agency									
Alpine County	256	160	160	426	266	266	1,023	639	256
El Dorado County	18,149	11,343	11,343	30,249	18,906	18,906	72,598	45,373	18,149
Service Territory Total	18,405	11,503	11,503	30,675	19,172	19,172	73,621	46,012	18,405
8 Fresno County - Fresno County Economic Opportunities Commission	75,265	47,041	47,041	125,442	78,401	78,401	301,060	188,162	75,265
9 Humboldt Service Territory - Redwood CAA									
Humboldt County	15,860	9,913	9,913	26,433	16,521	16,521	63,440	39,650	15,860
Modoc Co. (WEATHERIZATION/ASSURANCE 16)	1,688	1,055	1,055	2,814	1,759	1,759	0	0	0
Service Territory Total	17,548	10,968	10,968	29,247	18,280	18,280	63,440	39,650	15,860
10 Imperial Service Territory - Campesinos Unidos, Inc.									
Imperial County	7,484	4,678	4,678	12,474	7,796	7,796	29,937	18,710	7,484
San Diego County - Area A	41,003	25,627	25,627	68,339	42,712	42,712	164,013	102,508	41,003
Service Territory Total	48,487	30,305	30,305	80,813	50,508	50,508	193,950	121,218	48,487
11 Inyo Service Territory - Inyo Mono Advocates for Community Action, Inc.									
Inyo County	1,701	1,063	1,063	2,835	1,772	1,772	6,803	4,252	1,701
Mono County	2,138	1,336	1,336	3,563	2,227	2,227	8,552	5,345	2,138
Service Territory Total	3,839	2,399	2,399	6,398	3,999	3,999	15,355	9,597	3,839
12 Kern County - Community Action Partnership of Kern	68,622	42,889	42,889	114,370	71,481	71,481	274,488	171,555	68,622
13 Kings County - Kings Community Action Organization, Inc.	9,302	5,814	5,814	15,503	9,690	9,690	37,208	23,255	9,302
14 Lake Service Territory - North Coast Energy Services, Inc.									
Lake County	9,137	5,711	5,711	15,229	9,518	9,518	36,550	22,844	9,137
Mendocino County	11,033	6,896	6,896	18,388	11,493	11,493	44,132	27,583	11,033
Napa County	4,580	2,863	2,863	7,634	4,771	4,771	18,321	11,450	4,580
Solano County	12,035	7,522	7,522	20,058	12,536	12,536	48,138	30,086	12,035
Sonoma County	19,252	12,033	12,033	32,087	20,054	20,054	77,009	48,130	19,252
Yolo County	9,612	6,007	6,007	16,020	10,012	10,012	38,447	24,030	9,612
Service Territory Total	65,649	41,032	41,032	109,416	68,384	68,384	262,597	164,123	65,649
15 Lassen County - Lassen Economic Development Corporation	4,968	3,105	3,105	8,280	5,175	5,175	19,872	12,420	4,968
Los Angeles County									
16 Area A - Maravilla Foundation	122,423	76,515	76,515	204,039	127,524	127,524	489,693	306,058	122,423
17 Area B - Pacific Asian Consortium in Employment	86,540	54,088	54,088	144,234	90,146	90,146	346,162	216,351	86,540
18 Area C - Long Beach Community Action Partnership	75,500	47,188	47,188	125,833	78,646	78,646	302,000	188,750	75,500
19 Madera County - Community Action Partnership of Madera County, Inc.	10,070	6,294	6,294	16,783	10,489	10,489	40,278	25,174	10,070
20 Marin County - Community Action Marin (NON WEATHERIZATION/ASSURANCE 16)	0	0	0	0	0	0	26,562	16,602	6,641
21 Mariposa County - Mariposa County Human Services Department	3,886	2,429	2,429	6,477	4,048	4,048	15,546	9,716	3,887

EMERGENCY SUPPLEMENTAL ALLOCATION SPREADSHEET

State of California
Department of Community Services and Development
Total 2023 LIHEAP Emergency Supplemental Contract
Facesheet

County/Service Territory	Initial			Approved Waiver			ECIP/HEAP		
	WX Intake 8%	WX Outreach 5%	WX Training 5%	Total WX Intake 8%	Total WX Outreach 5%	Total WX Training 5%	ECIP/HEAP Intake 8%	ECIP/HEAP Outreach 5%	ECIP/HEAP Training 2%
22 Merced County - Merced County CAA	18,875	11,797	11,797	31,458	19,662	19,662	75,500	47,188	18,875
23 Modoc - T.E.A.C.H. Inc. (NON WEATHERIZATION/ASSURANCE 16)	0	0	0	0	0	0	6,754	4,221	1,689
24 Orange County - Community Action Partnership of Orange County	50,216	31,385	31,385	83,693	52,308	52,308	200,863	125,540	50,216
25 Placer Service Territory - Project GO, Inc.									
Nevada County	12,137	7,586	7,586	20,229	12,643	12,643	48,549	30,343	12,137
Placer County	14,299	8,937	8,937	23,832	14,895	14,895	57,198	35,748	14,299
Service Territory Total	26,436	16,523	16,523	44,061	27,538	27,538	105,747	66,091	26,436
26 Plumas Service Territory - Plumas Co. Community Development Commission									
Plumas County	3,622	2,264	2,264	6,037	3,773	3,773	14,490	9,056	3,622
Sierra County	655	410	410	1,092	683	683	2,621	1,638	655
Service Territory Total	4,277	2,674	2,674	7,129	4,456	4,456	17,111	10,694	4,277
27 Riverside County - Community Action Partnership of Riverside County	78,745	49,216	49,216	131,241	82,026	82,026	314,980	196,862	78,745
28 Sacramento Service Territory - Community Resource Project, Inc.									
Sacramento County	59,654	37,284	37,284	99,423	62,140	62,140	238,616	149,135	59,654
Sutter County	5,278	3,299	3,299	8,796	5,498	5,498	21,111	13,194	5,278
Yuba County	5,828	3,642	3,642	9,713	6,071	6,071	23,312	14,570	5,828
Service Territory Total	70,760	44,225	44,225	117,932	73,709	73,709	283,039	176,899	70,760
29 San Benito Co. - HHSA, Comm. Svcs. & Wkfs. Dev. (NON WEATHERIZATION/A16)	0	0	0	0	0	0	10,229	6,393	2,557
30 San Bernardino County - Community Action Partnership of San Bernardino Co.	78,455	49,034	49,034	130,758	81,724	81,724	313,820	196,137	78,455
31 San Diego County - Area B - Metropolitan Area Advisory Committee	19,306	12,066	12,066	32,177	20,110	20,110	77,224	48,265	19,306
32 San Joaquin Co. - San Joaquin Co. Dept. of Aging & Community Services	36,005	22,503	22,503	60,008	37,505	37,505	144,018	90,011	36,005
33 San Luis Obispo Co. - Community Action Partnership of San Luis Obispo Co., Inc.	9,796	6,122	6,122	16,327	10,204	10,204	39,184	24,490	9,796
34 Santa Barbara Co. - Community Action Commission of Santa Barbara County	15,940	9,963	9,963	26,567	16,605	16,605	63,762	39,851	15,940
35 Santa Clara Co. - Sacred Heart Community Service (NON WEATHERIZATION/A16)	0	0	0	0	0	0	150,358	93,974	37,590
36 Santa Cruz Service Territory - Central Coast Energy Services, Inc.									
Monterey County	20,300	12,688	12,688	33,833	21,146	21,146	81,200	50,750	20,300
San Francisco County	18,242	11,401	11,401	30,404	19,002	19,002	72,969	45,606	18,242
San Mateo County	15,716	9,823	9,823	26,194	16,371	16,371	62,865	39,291	15,716
Santa Cruz County	12,143	7,589	7,589	20,238	12,649	12,649	48,571	30,357	12,143
Marin County (WEATHERIZATION/ASSURANCE 16)	6,641	4,150	4,150	11,068	6,917	6,917	0	0	0
San Benito County (WEATHERIZATION/ASSURANCE 16)	2,557	1,598	1,598	4,262	2,664	2,664	0	0	0
Santa Clara County (WEATHERIZATION/ASSURANCE 16/EHCS)	38,357	23,973	23,973	63,928	39,955	39,955	3,069	1,918	767
Service Territory Total	113,956	71,222	71,222	189,927	118,704	118,704	268,674	167,922	67,168
37 Shasta/Tehama Service Territory - Self-Help Home Improvement Project, Inc.									
Shasta County	16,293	10,183	10,183	27,155	16,972	16,972	65,173	40,733	16,293
Tehama County	6,926	4,329	4,329	11,544	7,215	7,215	27,704	17,315	6,926
Service Territory Total	23,219	14,512	14,512	38,699	24,187	24,187	92,877	58,048	23,219
38 Siskiyou County - Great Northern Services	11,692	7,308	7,308	19,487	12,179	12,179	46,769	29,231	11,692
39 Stanislaus County - Central Valley Opportunity Center, Incorporated	31,307	19,567	19,567	52,178	32,612	32,612	125,228	78,268	31,307
40 Tulare County - Community Services & Employment Training, Inc.	43,350	27,094	27,094	72,250	45,156	45,156	173,399	108,375	43,350
41 Ventura County - Community Action of Ventura County, Inc.	19,966	12,479	12,479	33,276	20,798	20,798	79,862	49,914	19,966
TOTALS	1,377,446	860,911	860,911	2,295,744	1,434,842	1,434,842	5,509,788	3,443,615	1,377,448



PROGRAM PLANNING AND EVALUATION COMMITTEE MEETING

Date: March 27, 2023	Program: Energy Services
Agenda Item: 4B	Director: Joseph Amader
Subject: 2023 Department of Energy Weatherization Assistance Program	Officer: Michelle L. Tutunjian

Recommended Action

Staff recommends Committee ratification for full Board consideration of the 2023 Department of Energy Weatherization Assistance Program (DOE WAP) application to the State of California Department of Community Services and Development (CSD) in the amount of \$1,200,000 submitted on March 10, 2023.

Background

The CSD is planning for the 2023 FY DOE WAP cycle with 2023 Appropriated Funds for the Weatherization Program with a statewide total of \$8,349,546 available for the grant cycle. Energy Services program has successfully implemented DOE WAP programs during the 2020-21 and 2021-2022 grant cycles. CSD required local agencies interested in administering the 2023 DOE WAP grant funds to complete an application outlining the specific contract allocation request and plan for ensuring the complete expenditure of the contract allocation within a 12-month project period. Upon review of all 2023 DOE WAP interest applications received, CSD will determine awarded funding amounts for agencies.

Fiscal Impact

If funded, Fresno EOC will receive funding of \$1,200,000 to provide audited weatherization services for deeper energy savings to qualified clients in Fresno County. The project period is July 1, 2023 through June 30, 2024.

Conclusion

The funds will allow Fresno EOC Energy Services to continue serving the most disadvantaged and underserved communities in Fresno County by providing additional weatherization measures and services.



PROGRAM PLANNING AND EVALUATION COMMITTEE MEETING

Date: March 27, 2023	Program: Training and Employment Services
Agenda Item #: 5A	Director: Patrick Turner
Subject: Youth Program Services	Officer: Michelle L. Tutunjian

Recommended Action

Staff recommends Committee ratification for full Board consideration of the Young Adult Services program grant application to the Fresno Regional Workforce Development Board in the amount of \$891,800 to serve West Urban Fresno and \$433,160 to serve West Fresno County (Rural) for a 12-month period beginning July 1, 2023.

Background

Since July 2000, Fresno EOC has been a provider of services to the Fresno Regional Workforce Development Board Young Adult Services under the Workforce Innovation and Opportunity Act. Every five (5) years the Fresno Regional Workforce Development Board is required to procure services. This program serves Fresno County youth ages 14-24. The service areas that are to be procured are:

- Fresno Urban West (West of HWY 41)
- Fresno Urban East (East of HWY 41)
- Fresno Rural West (West of Fresno City Limits and West of HWY 41)
- Fresno Rural East (East of Fresno City Limits and East of HWY 41)

All services are to be provided at one of the America's Job Centers of California. The RFP states that facilities costs are not allowable under the solicitation, the provider may state that they will locate Workforce contracted staff offsite if there are no costs to the Board at that site.

Fresno EOC Training and Employment Services staff will be applying for the following Service Delivery Areas:

Fresno Urban West-\$891,800



Fresno Urban East- \$891,800

Fresno Rural West- \$433,160

Fresno Rural East- \$446,880

Fiscal Impact

Funding in the amount of \$891,800 each year does represent a \$128,264 cut in current funding for the Urban area. Program Management are working to mitigate the impact on staffing by applying for \$433,160 for the Fresno Rural West Service Delivery Area and \$446,880 for Fresno Rural East Service Delivery to augment an urban award.

Conclusion

If approved by the Committee, this item will move forward for full Board consideration on April 6, 2023. Funding will secure the program into another 5-year cycle.

Funding	WIOA
Modification #	

Name of Agency	FRESNO ECONOMIC OPPORTUNITIES COMMISSION
Name of Program:	YOUTH PROGRAM - URBAN WEST

Line Item	Operational Budget Summary	Out of School	In School	Total Agreement Amount
1	Staff Salaries	\$455,773	\$151,924	\$607,697
2	Payroll Taxes	\$43,411	\$14,470	\$57,882
3	Fringe Benefits	\$99,719	\$33,240	\$132,958
4	Operational Costs	\$9,142	\$3,047	\$12,190
5	Indirect Costs (cannot exceed 10%)	\$60,805	\$20,268	\$81,073
6	Profit (cannot exceed 10%)	\$0	\$0	\$0
7	TOTAL FUNDING	\$668,850	\$222,950	\$891,800

Contract number	
Program Year	2023-2024
Funding	WIOA
Modification #	

Name of Agency	FRESNO ECONOMIC OPPORTUNITIES COMMISSION
Name of Program:	YOUTH PROGRAM - RURAL EAST

Line Item	Operational Budget Summary	Out of School	In School	Total Agreement Amount
1	Staff Salaries	\$210,144	\$70,048	\$280,192
2	Payroll Taxes	\$19,702	\$6,567	\$26,270
3	Fringe Benefits	\$66,143	\$22,048	\$88,190
4	Operational Costs	\$8,702	\$2,901	\$11,603
5	Indirect Costs (cannot exceed 10%)	\$30,469	\$10,156	\$40,625
6	Profit (cannot exceed 10%)	\$0	\$0	\$0
7	TOTAL FUNDING	\$335,160	\$111,720	\$446,880

Contract number	
Program Year	2023-2024
Funding	WIOA
Modification #	

Name of Agency	FRESNO ECONOMIC OPPORTUNITIES COMMISSION
Name of Program:	YOUTH PROGRAM - URBAN WEST

Line Item	Operational Budget Summary	Out of School	In School	Total Agreement Amount
1	Staff Salaries	\$455,773	\$151,924	\$607,697
2	Payroll Taxes	\$43,411	\$14,470	\$57,882
3	Fringe Benefits	\$99,719	\$33,240	\$132,958
4	Operational Costs	\$9,142	\$3,047	\$12,190
5	Indirect Costs (cannot exceed 10%)	\$60,805	\$20,268	\$81,073
6	Profit (cannot exceed 10%)	\$0	\$0	\$0
7	TOTAL FUNDING	\$668,850	\$222,950	\$891,800

Contract number	
Program Year	2023-2024
Funding	WIOA
Modification #	

Name of Agency	FRESNO ECONOMIC OPPORTUNITIES COMMISSION
Name of Program:	YOUTH PROGRAM - URBAN EAST

Line Item	Operational Budget Summary	Out of School	In School	Total Agreement Amount
1	Staff Salaries	\$455,773	\$151,924	\$607,697
2	Payroll Taxes	\$43,411	\$14,470	\$57,882
3	Fringe Benefits	\$99,719	\$33,240	\$132,958
4	Operational Costs	\$9,142	\$3,047	\$12,190
5	Indirect Costs (cannot exceed 10%)	\$60,805	\$20,268	\$81,073
6	Profit (cannot exceed 10%)	\$0	\$0	\$0
7	TOTAL FUNDING	\$668,850	\$222,950	\$891,800



PROGRAM PLANNING AND EVALUATION COMMITTEE MEETING

Date: March 27, 2023	Program: Local Conservation Corps
Agenda Item #: 6A	Director: Shawn Riggins
Subject: YouthBuild Program	Officer: Michelle L. Tutunjian

Recommended Action

Staff recommends Committee ratification for full Board consideration of the FY 2023-2026 YouthBuild (YB) Program grant application to the U.S. Department of Labor in the amount of \$1.5 million for a 40-month project period beginning May 2023.

Background

The Employment and Training Administration (ETA), U.S. Department of Labor (DOL) announced the availability of approximately \$90,000,000 in grant funds authorized by the Workforce Innovation and Opportunity Act (WIOA) for YouthBuild.

Under this Funding Opportunity Announcement (FOA), DOL will award grants through a competitive process to organizations providing pre-apprenticeship services that support education, occupational skills training, and employment services to opportunity youth, ages 16 to 24, while performing meaningful work and service to their communities. The YB Program model prepares participants for quality jobs in a variety of careers, in diverse industry sectors, particularly in infrastructure sectors, and contains wrap-around services such as mentoring, trauma-informed care, personal counseling, transportation supports, and employment preparation – all key strategies for addressing community violence. YB applicants must include construction skills training and may include occupational skills training in other in- demand industries. This expansion into additional in-demand industries is the Construction Plus component, a priority in this grant competition.

With Program Year 2022 funds, DOL will fund approximately 75 projects across the country, depending on the size of individual grant awards. Individual grants will range from \$700,000 to \$1.5 million and require a 25 percent match from applicants, using sources other than federal funding. The grant period of performance for this FOA is 40 months, including a four-month planning period and a twelve-month follow-up period.

Local Conservation Corps (LCC) has operated a YB Program since 1995, providing job training and academic opportunities for thousands of young adults. The FY 2023 proposal will prepare young adults in construction training through a partnership with Self Help Enterprises and career training in the Construction Plus Sterile Processing Technician (SPT) component. LCC will add a second tract of training under Construction Plus for this application; Forestry Maintenance. Valley Children's Hospital will continue to serve as the

internship site for the healthcare component, and has recently hired two YB Fresno students into SPT positions. Current LCC forestry projects will serve as the training site for the new Construction Plus component. On the construction side, LCC will continue to partner with SHE to participate in the construction of low-income housing in Reedley.

- LCC will partner with Amber Aquino, SPT Instructor for Healthcare services
- LCC will partner with Construction partner Self Help Enterprises for construction supervision
- LCC will partner with DSE Consulting to provide substance abuse counseling
- LCC will partner with Northern California Joint Apprenticeship Union to provide OSHA and Hazmat training

This request aligns with the agency's goals of assisting a low-income, diverse workforce, and provide training in the effort to assist them in becoming self-sufficient.

Fiscal Impact

A 25% non-federal match is required. The budget support operational, personnel and paid training support for 66 students over the project period.

Conclusion

If approved by the Committee, this item will move forward for full Board consideration on April 6, 2023. LCC will continue to provide access to a high school diploma while providing training opportunities for young adults, ages 18-24.

Fresno County Economic Opportunities Commission/Local Conservation Corps
Department of Labor - YouthBuild DOL
05/2023 - 08/2026 Internal Budget

Description	40 months Grant Budget
Staff Salaries & Finge Benefits	\$ 755,665
Sub-Contractor	
Self Help Enterprise (SHE) - Construction Site Management	\$ 18,000
Sterile Processing Technician - Health Care (Amber D. Aquino)	\$ 18,000
DSE Consulting Services - Substance Abuse Counseling	\$ 5,000
Fresno Regional Workforce Development Board (FRWDB) -American Job Center	\$ 4,800
Nor-Cal Laborers	\$ 7,000
Career Nexus	\$ 10,000
Total	\$ 62,800
Travel	
New Grantee Orientation & Peer-to-Peer training	\$ 8,500
Total	\$ 8,500
Supplies	
Program Supplies/Tools on construction	\$ 8,400
Construction Plus Sterile Supplies	\$ 4,800
Office Supplies	\$ 3,300
Total	\$ 16,500
Operation Costs	
Incentives while in school	\$ 14,850
Corpsmember wages	\$ 345,088
Corpsmember benefits	\$ 102,748
Uniform	\$ 21,780
Support Services	\$ 9,000
Post Program Placement	\$ 2,940
Vehicle Maintenance, Insurance, and Fuel	\$ 15,600
General Liability Insurance	\$ 6,000
Telephone/Internet Expense	\$ 3,540
Facility Expense	\$ 15,222
Total	\$ 536,768
Indirect Cost	\$ 119,767
Indirect Total	\$ 119,767
TOTAL BUDGET	\$ 1,500,000



PROGRAM PLANNING AND EVALUATION COMMITTEE MEETING

Date: March 27, 2023	Program: Local Conservation Corps
Agenda Item #: 6B	Director: Shawn Riggins
Subject: California Community Reinvestment Grants Program	Officer: Michelle L. Tutunjian

Recommended Action

Staff recommends Committee ratification for full Board Consideration of the grant application submitted on January 6, 2023, in the amount of \$600,000 to the Governor's Office of Business and Economic Development in response to the FY 2022-23 California Community Reinvestment Grants Program (CalCRG). The proposal is for a 36-month project period beginning June 2023.

Background

The CalCRG program was included in the Adult Use of Marijuana Act (Proposition 64), which was approved by California voters on November 8, 2016. In accordance with the proposition, GO-Biz will award grants to Local Health Departments and at least 50 percent to qualified Community-based Nonprofit Organizations to support job placement, mental health treatment, substance use disorder treatment, system navigation services, legal services to address barriers to reentry, and linkages to medical care for communities disproportionately affected by past federal and state drug policies, also known as the War on Drugs (WoD).

From 2019 through 2022, the Local Conservation Corps (LCC) successfully operated a CalCRG grant project providing supportive resources for corpsmember and YouthBuild (YB) Charter School students with the goal of developing a "whole person." The project is designed to provide access to a mental health therapist, substance abuse counselor, legal services through the Public Defender's office, and LGBTQ+ counseling. The goal of project is the bolster vocational skills training and provide resources needed to create an increased chance of retaining a job, once placed. This application seeks to replicate the first grant effort.

The request aligns with the agency's goals of assisting a low-income, diverse workforce, and provide training in the effort to assist them in becoming self-sufficient.



Fiscal Impact

Operational funding will assist with salaries for several LCC staff members and facilities operations.

Conclusion

If approved by the Committee, this item will move forward for full Board consideration on April 6, 2023. LCC corpsmembers will be better prepared to obtain, and retain a job after their time at the LCC. Staff will be trained to identify potential trouble signs for referral. Access to services is voluntary.

**Fresno County Economic Opportunities Commission/Local Conservation Corps
California Community Reinvestment Grants Program
06/2023 - 05/2026 Internal Budget**

Description	36 months Grant Budget
Staff Salaries & Finge Benefits	\$ 454,948
Sub-Contractor	
Public Defenders Office - (Legal)	\$ 15,000
Cheryl Whittle - Mental Health	\$ 15,000
Substance Abuse - DSE Counseling services	\$ 11,250
LGBTQ -	\$ 7,425
Dr. Daniel Griffin - Evaluation	\$ 11,250
Total	\$ 59,925
Staff/Clients Training	
Legal, Substance Abuse, Mental Health, Cultural Comptetency, LGBTQ+	\$ 6,000
Total	\$ 6,000
Equipment and Materials	
Purpose	
Computer & Printer for the Coordinator	\$ 750
Lease Copiers	\$ 900
Cell phone stipend	\$ 810
Office & computer Supplies	\$ 2,790
Total	\$ 5,250
Indirect Cost: (<17% of the total grant) - Reimb. @ 100% of cost	
Purpose	
Program Accountant, Facility R&M, Utilities, Telephone, etc	\$ 73,877
Total	\$ 73,877
TOTAL BUDGET	\$ 600,000



PROGRAM PLANNING AND EVALUATION COMMITTEE MEETING

Date: March 27, 2023	Program: Sanctuary and Support Services
Agenda Item #: 7A	Director: Misty Gattie-Blanco
Subject: PrEP & PEP Initiation & Retention Initiative	Officer: Michelle L. Tutunjian

Recommended Action

Staff recommends Committee ratification for full Board consideration of the grant application to the California Department of Public Health (CDPH), Office of Aids (OA) for the Preexposure Prophylaxis (PrEP) and Postexposure Prophylaxis (PEP) Initiation and Retention (PIIR) Initiative in the amount of \$600,000 for a 48-month project period beginning July 1, 2023.

Background

The goal of the PIIR Initiative is to support and expand PrEP and PEP navigation services for the purpose of increasing PrEP and PEP initiation and retention among individuals at perceived higher risk of new HIV infection. Funding from the PIIR Initiative will be used to promote knowledge about PrEP/PEP among outlined priority populations and local service providers; engage individuals and increase PrEP/PEP accessibility, navigate individuals to PrEP/PEP and other necessary services, and retain individuals in PrEP/PEP services. The priority population identified as having perceived risk of new HIV infection include but are not limited to LGBTQ individuals, Black, Latinx, indigenous, and people of color, people experiencing homelessness, people engaged in sex work, transgender and gender-nonconforming individuals, women, and youth.

Fiscal Impact

Funding will support the personnel and operating expenses including incentives for participants completing required surveys, travel expenses, office supplies, etc. This funding does not require matching funds.

The Office of Aids intends to issue four (4) awards in the Central Valley Region. This funding would be awarded for a 48-month period beginning July 1, 2023, with an estimated yearly amount of \$150,000.



Conclusion

If approved by the Committee, this item will move forward for full Board consideration on April 6, 2023. If awarded, the LGBTQ+ Resource Center would expand capacity to serve the LGBTQ community.

Personnel		Year (1) July 1, 2023 - June 30, 2024			Year (2) July 1, 2024 - June 30, 2025			Year (3) July 1, 2025 - June 30, 2026			Year (4) July 1, 2026 - June 30, 2027			Totals
Position Title	SOW Reference	FTE	Avg. Salary	Budget	FTE	Avg. Salary	Budget	FTE	Avg. Salary	Budget	FTE	Avg. Salary	Budget	
Sanctuary Director		0.05			0.05			0.05			0.05			\$24,782.00
LGBTQ Resource Manager		0.20			0.20			0.20			0.20			\$63,306.00
Case Manager		1.00			1.00			1.00			1.00			\$199,272.00
Community Outreach Educator		0.25			0.25			0.25			0.25			\$49,066.00
Total Salaries and Wages				\$80,424.00			\$82,829.00			\$85,303.00			\$87,870.00	\$336,426.00
Fringe Benefits			Percentage			Percentage			Percentage			Percentage		
			28.83%	\$23,187.00		28.57%	\$23,664.00		28.43%	\$24,248.00		28.77%	\$25,278.00	\$96,377.00
Total Personnel				\$103,611			\$106,493			\$109,551			\$113,148	\$432,803.00
Operating Expenses	SOW Reference			Budget			Budget			Budget			Budget	
Incentives for participant survey (required, do not alter)				\$500.00			\$500.00			\$500.00			\$500.00	\$2,000.00
Rent				\$12,000.00			\$12,000.00			\$12,000.00			\$12,000.00	\$48,000.00
Leased Copier				\$600.00			\$600.00			\$600.00			\$600.00	\$2,400.00
Telephone, Cell Phone & Internet				\$1,200.00			\$1,200.00			\$1,200.00			\$1,200.00	\$4,800.00
Office Supplies				\$1,200.00			\$1,200.00			\$1,200.00			\$1,200.00	\$4,800.00
Outreach				\$584.00			\$584.00			\$584.00			\$584.00	\$2,336.00
Client Transportation				\$2,880.00			\$2,880.00			\$2,880.00			\$2,880.00	\$11,520.00
Program Supplies				\$1,200.00			\$1,200.00			\$1,200.00			\$1,200.00	\$4,800.00
Total Operating Expenses				\$20,164.00			\$20,164.00			\$20,164.00			\$20,164.00	\$80,656.00
Travel	SOW Reference			Budget			Budget			Budget			Budget	
Staff Mileage				\$1,272.00			\$1,272.00			\$1,272.00			\$1,272.00	\$5,088.00
				\$0.00			\$0.00			\$0.00			\$0.00	\$0.00
				\$0.00			\$0.00			\$0.00			\$0.00	\$0.00
Total Travel				\$1,272.00			\$1,272.00			\$1,272.00			\$1,272.00	\$5,088.00
Subcontractors	SOW Reference			Budget			Budget			Budget			Budget	
				\$0.00			\$0.00			\$0.00			\$0.00	\$0.00
				\$0.00			\$0.00			\$0.00			\$0.00	\$0.00
				\$0.00			\$0.00			\$0.00			\$0.00	\$0.00
Total Subcontractors				\$0.00			\$0.00			\$0.00			\$0.00	\$0.00
Total Indirect Costs			Percentage	Budget		Percentage	Budget		Percentage	Budget		Percentage	Budget	
	Personnel Costs		18.82%	\$19,500.00		18.82%	\$20,042.00		18.82%	\$20,617.00		18.82%	\$21,294.00	\$81,453.00
Total Costs				\$144,547.00			\$147,971.00			\$151,604.00			\$155,878.00	\$600,000.00



PROGRAM PLANNING AND EVALUATION COMMITTEE MEETING

Date: March 27, 2023	Program: Sanctuary and Support Services
Agenda Item #: 7B	Director: Misty Gattie-Blanco
Subject: Stop The Hate Services for Survivors and Prevention Funding	Officer: Michelle L. Tutunjian

Recommended Action

Staff recommends Committee ratification for full Board consideration of the grant application to the State of California – Health and Human Services Agency, Department of Social Services for the Stop The Hate Services for Survivors and Prevention Funding in the amount of \$355,000, over a 24-month period beginning July 1, 2023.

Background

The goal of Stop The Hate funding is to provide direct services and support to victims and survivors of hate incidents and hate crimes and their families and to facilitate hate incident or hate crime prevention measures. Fresno EOC will focus on LGBTQ+ as one of the populations identified as having experienced or are at greatest risk of experiencing incidents of bias and hate crimes. This grant funding opportunity aligns with the LGBTQ+ Resource Center strategic focus of community safety.

In 2022, the LGBTQ+ Resource Center conducted 14 trainings focused on LGBTQ Competency and Gender Affirming Care educating over 500 attendees. Additionally, nearly 400 individuals accessed Drop-In services in a safe space for the LGBTQ community.

Fiscal Impact

Funding will support the personnel and operating expenses to conduct community engagement services, education and outreach, and provide direct services in collaboration with community organization to prevent and/or respond to hate incidents and hate crimes. This funding does not require matching funds.

Conclusion

If approved by the Committee, this item will move forward for full Board consideration on April 6, 2023. If awarded, the LGBTQ+ Resource Center would expand capacity to outreach, educate, and provide services to the LGBTQ community.

ORGANIZATION NAME
Fresno Economic Opportunities Commission

SALARIES

NON-PERSONNEL COSTS					
Line Item	Description	Cost Year 1	Cost Year 2	Total Cost	Justification (Budget Narrative)
Consultant Fees					
Travel	Staff mileage & client transportation	5565	5565	11,130.00	Mileage reimbursement for staff to conduct outreach: Avg. 250 miles/month x \$0.655/mile x 12 months/year; Bus passes \$300/month x 12 months.
Supplies/Materials/Equipment (Categories: Postage, Printing, Equipment, Technology)	Leased copier, Office supplies, Printing	6600	3000	9,600.00	Leased copier for printing and make copies of program document Avg. \$50/month. General office supplies for prgram staff, Avg. \$100/month. Printing and outreach materials Avg. \$150/month. Promotional Outreach material \$3,000.
Services Phone, Internet, Software Subscription/Licenses, Instructional Materials, Interpretation/Translation/ Accessibility	Phone & Internet	1800	1800	3,600.00	Office phone & Internet service for staff use while they work in the office to contact clients and work on program reports. Cell phones for staff use to conduct outreach.
Rent/Lease/Use-Charge	Office Rent & Utilities	12000	12000	24,000.00	Office Rent and Utilities for staff office space and meeting room for participants to meet
Other (Please Describe)	Program supplies, Insurance	3750	3750	7,500.00	Program supplies needed to conduct community engagement sessions and for clients to participate in sessions. General Liability Insurance to cover staff in the program.
NON-PERSONNEL COSTS TOTAL				55,830.00	
INDIRECT % (Max 15%)			10%	32,271.87	
TOTAL BUDGET				355,000.00	

1. Justification (Budget Narrative) should describe the specific STH-related expenses and rationale.

- Page 29 of 54



RESOLUTION

We, the Board of Commissioners of Fresno County Economic Opportunities Commission (DBA Fresno EOC), do hereby resolve that on **April 6, 2023**, in a proper motion and vote approved the Sanctuary's submission of the State of California, Health and Human Services Agency, Department of Social Services, Stop The Hate Services for Survivors and Prevention Funding Grant application for fiscal years 2022-2023 and 2023-2024.

Agency Name: Fresno County Economic Opportunities Commission (EOC)
Address: 1920 Mariposa Mall, Suite 300, Fresno, CA 93721
Telephone: (559) 263-1000
Program Name: Sanctuary and Support Services – LGBTQ+ Resource Center
Address: 1252 Fulton Street, Fresno, CA 93721
Telephone: (559) 325-4527

By: _____ Date: _____

Linda Hayes
Chairperson on behalf of the Board of Commissioners

The fore mentioned documents and the information contained therein are true, correct and complete, to the best of my knowledge.

By: _____ Date: _____

Emilia Reyes
Chief Executive Officer



PROGRAM PLANNING AND EVALUATION COMMITTEE MEETING

Date: March 27, 2023	Program: Health Services
Agenda Item #: 8A	Director: Jane Thomas
Subject: Office of Strategic Coordination, National Institutes of Health ComPASS OTA-22-007	Officer: Jack Lazzarini

Recommended Action

Staff recommends Committee ratification for full Board consideration of grant application to the Office of Strategic Coordination, National Institutes of Health's Community Partnership to Advance Science for Society (ComPASS) Program Community Led, Health Equity Structural Intervention Initiative. Health and Dental Services proposed project "Increasing Oral Health and Nutrition Security among Families in Fresno County" is a 10-year project from September 30, 2023 – September 29, 2033.

Background

Fresno County experiences substantial health disparities in oral disease, food insecurity, and related health issues compared to the rest of California.

This project proposes a multi-level structural intervention to close the gap in access and health outcomes related to oral health and nutrition for Fresno's most vulnerable children and families. We will implement a referral system with a coordinated database called Medical Dental Referral and Navigation (MDRAN). MDRAN will bridge medical and dental care for Medi-Cal members and allow care providers to refer children and their families to other needed services covered by their health plan.

Philip R. Lee Institute of Health Policy Studies at the University of San Francisco (UCSF), will serve as the research and evaluation partner for the project. UCSF has extensive experience in study design, data collection, analysis and dissemination.

Fiscal Impact

Fresno EOC Health Services proposed budget: \$9,827,841

Year 1	\$749,993	Year 6	\$1,116,057
Year 2	\$729,514	Year 7	\$1,141,495
Year 3	\$1,143,138	Year 8	\$1,174,879
Year 4	\$1,195,592	Year 9	\$ 749,921
Year 5	\$1,077,726	Year 10	\$ 749,976



Conclusion

If approved by the Committee, this item will move forward for full Board consideration on April 6, 2023. The funds will allow Health Services to provide increased oral health and nutrition security among families in Fresno County.

ComPASS Budget

Summary

	Year 1	Year 2	Year 3	Year 4	Year 5	Year 6	Year 7	Year 8	Year 9	Year 10	Total Y1 to Y 10
Personnel	288,561	266,403	496,375	516,265	536,898	558,356	580,663	603,924	266,894	257,305	4,371,644
Travel/Training	22,840	22,840	22,840	22,840	22,840	22,840	22,840	22,840	22,840	22,840	228,400
Laptops	6,000	-	4,000	-	-	6,000	-	-	-	-	16,000
Program Supplies	11,000	11,000	11,000	11,000	11,000	11,000	11,000	11,000	4,500	7,500	100,000
Rent/Copier Lease	25,080	24,000	39,600	39,600	39,600	39,600	39,600	39,600	17,520	16,800	321,000
General Expense	14,268	14,400	15,600	15,600	15,600	15,600	15,600	15,600	8,250	8,100	138,618
Medran	25,000	25,000	150,000	180,000	30,000	30,000	30,000	30,000	30,000	30,000	560,000
Project material/recruitment/ flyers	4,000	4,000	4,000	4,000	4,000	4,000	4,000	4,000	-	-	32,000
Incentives for participants	10,000	7,500	10,000	10,000	10,000	10,000	10,000	10,000	-	-	77,500
Design and printing of Project Materials									2,000	2,000	4,000
Indirect	38,175	35,014	60,341	61,930	63,994	66,740	68,370	70,696	32,200	31,455	528,914
Total	444,924	410,157	813,756	861,235	733,931	764,136	782,073	807,660	384,204	376,000	6,378,076
UCSF	305,069	319,357	329,382	334,357	343,345	351,921	359,422	367,219	365,717	373,976	3,449,765
Grand Total	749,993	729,514	1,143,138	1,195,592	1,077,276	1,116,057	1,141,495	1,174,879	749,921	749,976	9,827,841



PROGRAM PLANNING AND EVALUATION COMMITTEE MEETING

Date: March 27, 2023	Program: Transit Systems
Agenda Item #: 9A	Director: Thomas Dulin
Subject: Central Valley Regional Center Urban and Rural Contracts	Officer: Michelle L. Tutunjian

Recommended Action

Staff recommends Committee acceptance for full Board consideration of the updated Central Valley Regional Center (CVRC), Inc. urban and rural contract ridership rates in Fresno County.

Background

Fresno EOC Transit Systems has been in partnership with CVRC for over 30 years. In 2022, Transit Systems drove over 807,420 miles while transporting 105,265 clients.

Fiscal Impact

The following table details the annual cost rates over a three-year period. Cost adjustments were effective beginning September 1, 2022. This contract will provide an annual 10% increase. This is due to rising fuel, maintenance, and personnel costs.

Year	Daily Rate Per Individual
Year 1	\$74.55
Year 2	\$82.00
Year 3	\$90.20

Conclusion

If approved by the Committee, this item will move forward for full Board consideration on April 6, 2023. The annual increase will provide the opportunity to train new and existing drivers on how to care for individuals with intellectual disabilities and other training specifically tailored to CVRC clients. The increase will also contribute to the replacement of aging fleet.



PROGRAM PLANNING AND EVALUATION COMMITTEE MEETING

Date: March 27, 2023	Program: N/A
Agenda Item #: 10A	Director: N/A
Subject: Program Planning and Evaluation Charter	Officer: Michelle Tutunjian

Recommended Action

Staff recommends Committee review and approval for full Board consideration of the Program Planning and Evaluation Charter.

Background

The Committee's Charter is attached for reference in a redline version for review and discussion of additional changes proposed to the Program Planning and Evaluation Charter.

The changes proposed are in alignment with our current Agency's Bylaws.

Fiscal Impact

None.

Conclusion

If approved by the Committee, this item will move forward for full Board consideration at the April 6, 2023 Board Meeting.



FRESNO ECONOMIC OPPORTUNITIES COMMISSION

PLANNING AND EVALUATION COMMITTEE CHARTER

MODIFIED JUNE 2017



FRESNO EOC PROGRAM PLANNING AND EVALUATION COMMITTEE CHARTER

INTRODUCTION

The Program Planning and Evaluation Committee was established to assist the Board in carrying out its duties as they pertain to agency program planning and evaluation. The committee is tasked with overseeing and evaluating existing programs as well as the establishment of new programs and initiatives. ~~Though the committee may interact with a variety of agency departments, programs, directors and officers, it will be staffed by the Office of Planning and Resource Development.~~

PURPOSE

The purpose of the Program Planning and Evaluation Committee is to oversee, review, and make recommendations to the agency's full board of commissioners in matters associated with the strategic direction of the agency and its program activities, including funding proposals – new and continuing – program evaluation, feasibility studies, data management, research, and advocacy.

MEMBERSHIP

The Program Planning and Evaluation Committee consists of five ~~(5) members~~Commissioners, with at least one from each tripartite sector. The committee members and chair shall be appointed by the Board Chair, be approved by the board and shall serve at the pleasure of the board.

Fresno EOC staff, assigned by the Board Secretary, shall serve as the Committee Secretary.

QUORUM

A quorum shall be established at the beginning of all meetings. A quorum ~~for any meeting of the Committee shall consist of 50 percent of that Committee~~shall equal a majority of the Commissioners assigned to the committee. Participation in a meeting through the use of conference telephone or electronic video screen communication pursuant to Article VIII of the Corporation's Bylaws constitutes presence at that meeting. Should a meeting not meet quorum requirements or lose the quorum at some point during the meeting, the meeting may proceed with informational items however no action, other than adjournment, may be taken.

SCOPE

The committee shall have the delegated authority to weigh in on matters pertaining to funding and programming.

RESPONSIBILITIES AND DUTIES

Section 1. Grants, Foundations, Contracts, and Private Funding

- A. The Committee oversees implementation of the Corporation's community needs assessment and strategic planning processes approved by the Board and conducts periodic reviews to determine to what degree the Corporation is addressing the needs and goals identified through these processes.



B. The Committee discusses, reviews and recommends grant applications.

C. The Committee tracks the progress of the Corporation's programs in meeting identified goals and objectives.

D. The Committee oversee the Corporation's processes for outcome reporting for its programs.

E. The Committee reviews monitoring reports, evaluations, and other feedback on the Corporation's programs provided by funding sources and other interested parties.

F. The Committee works with the Corporation's staff and full Board to ensure that monitoring findings are addressed in a timely way.

G. The Committee oversees the regular evaluation of the Corporation's programs by the Corporation's Board and Staff; and regularly reports to the full Board on these matters. In addition, the program planning and evaluation Committee shall have such other powers and perform such other duties as the Board may specify from time to time.

A. The committee reviews all grants and contracts and makes recommendations on each to the full board of commissioners.

B. Supports and contributes to the development and implementation of the agency's strategic planning process. The Committee hears regular reports of progress on the implementation of the approved agency strategic plan. The committee also sets the agency schedule for strategic planning updates, and new plans, and makes recommendations for strategic planning to the full board of commissioners.

C. The Committee provides direction and support for community initiatives and the involvement of the agency in such ventures.

D. The Committee hears reports of program planning, activities, and impacts, as they occur.

E. Directs the evaluation of agency effectiveness, outcomes, and community impact.

F. The Committee directs and guides the agency and staff in areas it seeks to take a position, or develop program concepts for review by the Board of Commissioners.

G. The Committee oversees the annual CSBG needs assessment, work plan development, contract execution, and reporting functions.

H. The Committee hears reports of training and makes recommendations, as it sees fit.

I. Participate in state, regional, national conferences or working groups to promote the agency's mission and initiatives, especially new initiatives. The Committee hears reports of engagement of staff in issue areas, and the exploration of new initiatives, and offers guidance as it sees fit.

Formatted: Indent: Left: 0.5", No bullets or numbering

Formatted: Indent: Left: 0.5", No bullets or numbering

Formatted: Indent: Left: 0.5", No bullets or numbering

Formatted: No bullets or numbering

Formatted: Indent: Left: 0.5", No bullets or numbering

Formatted: Indent: Left: 0.5", No bullets or numbering

Formatted: Numbered + Level: 1 + Numbering Style: A, B, C, ... + Start at: 1 + Alignment: Left + Aligned at: 0.25" + Indent at: 0.5"

Formatted: Indent: Left: 0.5", No bullets or numbering

Formatted: Indent: Left: 0.5", No bullets or numbering

Formatted: Indent: Left: 0.5", No bullets or numbering

Formatted: Indent: Left: 0.5", No bullets or numbering

Formatted: Indent: Left: 0.5", No bullets or numbering

Formatted: Indent: Left: 0.5", No bullets or numbering

Formatted: Indent: Left: 0.5", No bullets or numbering

Formatted: Indent: Left: 0.5", No bullets or numbering

Formatted: Indent: Left: 0.5", No bullets or numbering



Fresno Economic Opportunities Commission

J. Participates in professional development and networking functions associated with the agency and program development. The Committee hears reports of staff training and offers guidance, suggestions, and recommendations, as it sees fit.

Formatted: Indent: Left: 0.5", No bullets or numbering

K. The Committee is briefed on projects that are outsourced, and takes action, as required.

Formatted: Indent: Left: 0.5", No bullets or numbering

Section 2: Government and Funder Relations

A. Governmental affairs generally consists of developing and nurturing agency relationships with government officials at all levels, both elected and administrative for the purpose of promoting the agency's mission and goals.

Formatted: Indent: Left: 0.5", No bullets or numbering

B. Coordinates, assists with, and conducts program and agency advocacy functions. The Committee is briefed on all advocacy activity conducted and members are invited to lead, support, or assist with advocacy, as needed.

Formatted: Indent: Left: 0.5", No bullets or numbering

C. Assists programs with the preparation of promotional materials for advocacy purposes.

Formatted: Indent: Left: 0.5", No bullets or numbering

D. Facilitates staff training in advocacy functions. The Committee is briefed on advocacy training and is invited to participate in training, or lead training.

Formatted: Indent: Left: 0.5", No bullets or numbering

E. The Committee may consider and act on other items related to planning and evaluation such as its members may deem advisable, or items requested by the Board of Commissioners.

Formatted: Indent: Left: 0.5", No bullets or numbering

MEETINGS

Meetings are open to all commissioners and shall generally be attended by program officers and directors to introduce or respond to agenda items, or general questions and comments Committee members may have. Only those members appointed to the committee are permitted to vote on agenda items.

Section 1: Frequency

The Program Planning and Evaluation Committee shall meet monthly on a date set by the Chair that provides sufficient time for meeting minutes to be prepared and presented each month to the Board of Commissioners. Meetings during the months of July and August shall be held at the discretion of the Committee Chair. Meetings will be held without restrictions or time constraints.

Section 2: Agenda

The Committee Chair will approve the agenda for the committee's meetings and any member may suggest items for consideration. Written materials will be provided to the committee as far in advance of the meeting as possible 72 hours before the Committee Meeting per Brown Act Rules.

Section 3: Minutes



Fresno **Economic Opportunities Commission**

The committee shall keep a record of its actions and proceedings, and when required by the board, shall make a report of those actions and proceedings to the board.

Minutes will be prepared after each committee meeting by the Committee Secretary. The Committee Chair approves the minutes for inclusion and approval in the next committee packet.



PROGRAM PLANNING AND EVALUATION COMMITTEE MEETING

Date: March 27, 2023	Program: Sanctuary and Support Services
Agenda Item #: 11A	Director: Misty Gattie-Blanco
Subject: Project HOPE Bridge Housing Update	Officer: Michelle L. Tutunjian

Background

The information presented is intended to keep the Board apprised of the Project HOPE Bridge Housing funded by the City of Fresno and Fresno City College.

Month	No. of Individuals that Entered the Project			No. of Individuals that Exited
	18 – 24 years old	Over 25 years old	Under 18 years old	
January	4	2	4	3
February	4	5	2	5




PROGRAM PLANNING AND EVALUATION COMMITTEE MEETING

Date: March 27, 2023	Program: Energy Services
Agenda Item #: 12A	Director: Joseph Amader
Subject: 2021 – 2022 Low-Income Home Energy Assistance Program Data Report	Officer: Michelle L. Tutunjian

Background

The information presented intends to keep the Board apprised of Energy Services LIHEAP contract results of total clients served identified by zip code location and the correlation of areas of greatest poverty within Fresno County.

The information presented is from Program years 2021 and 2022 respectively as a base level for evaluation of overall program impact to clients residing in the areas of greatest need.



Fresno EOC
**Energy
Services**

Energy Services

2021-2022 Low Income Home Energy Assistance Program (LIHEAP) Data Report

Energy Services Team

We Fight to End Poverty by

- Paying Energy Bills
- Preventing Disconnection
- Improving Energy Efficiency
- Health & Safety Diagnostics



Joe Amader, Division Director

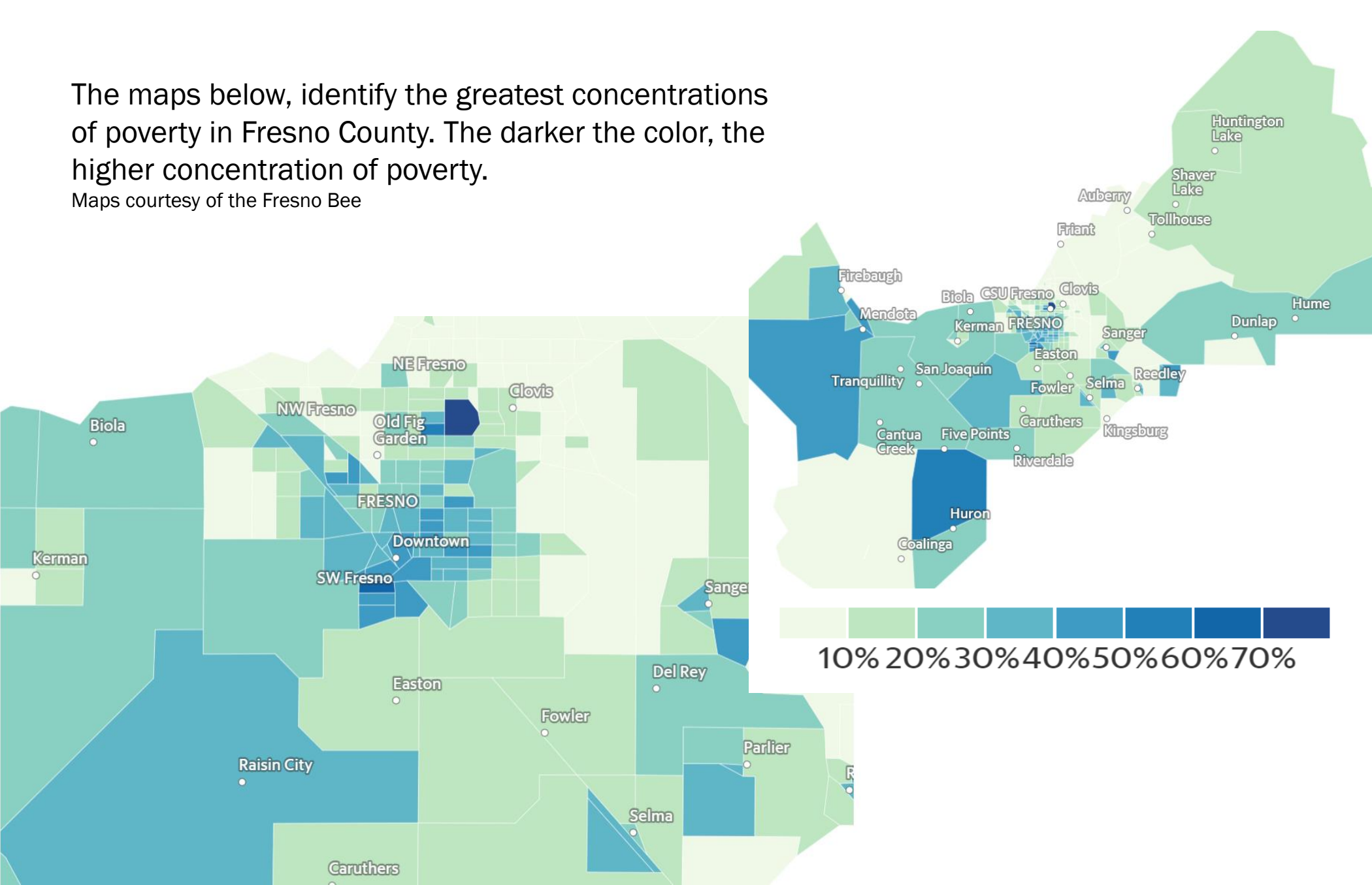
2023 LIHEAP Income Eligibility

Eligibility for LIHEAP services can vary depending on income, household size, place of residence, and other factors.

Persons In Household	Monthly Income
1	\$2,700.17
2	\$3,531.00
3	\$4,361.83
4	\$5,192.75
5	\$6,023.59
6	\$6,854.43
7	\$7,010.21
8	\$7,166.00
9	\$7,321.78
10	\$7,477.56

The maps below, identify the greatest concentrations of poverty in Fresno County. The darker the color, the higher concentration of poverty.

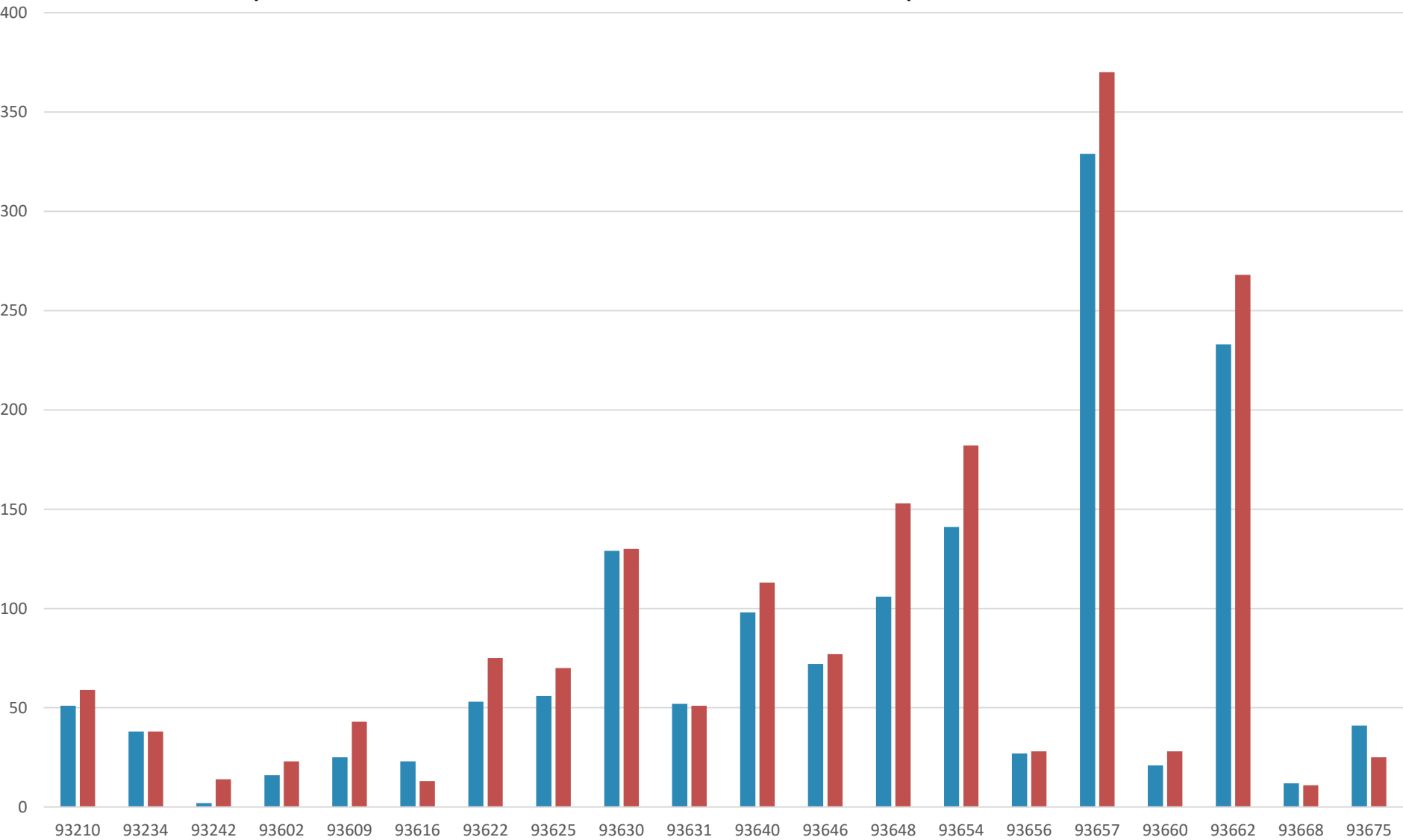
Maps courtesy of the Fresno Bee



ZIP CODE	% POVERTY
93701	98.87%
93702	69.18%
93706	61.29%
93650	56.64%
93703	47.09%
93725	42.50%
93728	42.21%
93640	37.50%
93705	36.66%
93622	32.70%
93727	32.70%
93721	32.39%
93726	31.38%
93710	23.80%
93234	22.00%
93704	20.70%
93722	19.68%
93662	18.30%
93657	17.40%
93210	13.80%
93654	13.80%

Comparing the Data

LIHEAP services provided to rural communities in 2021 compared to 2022

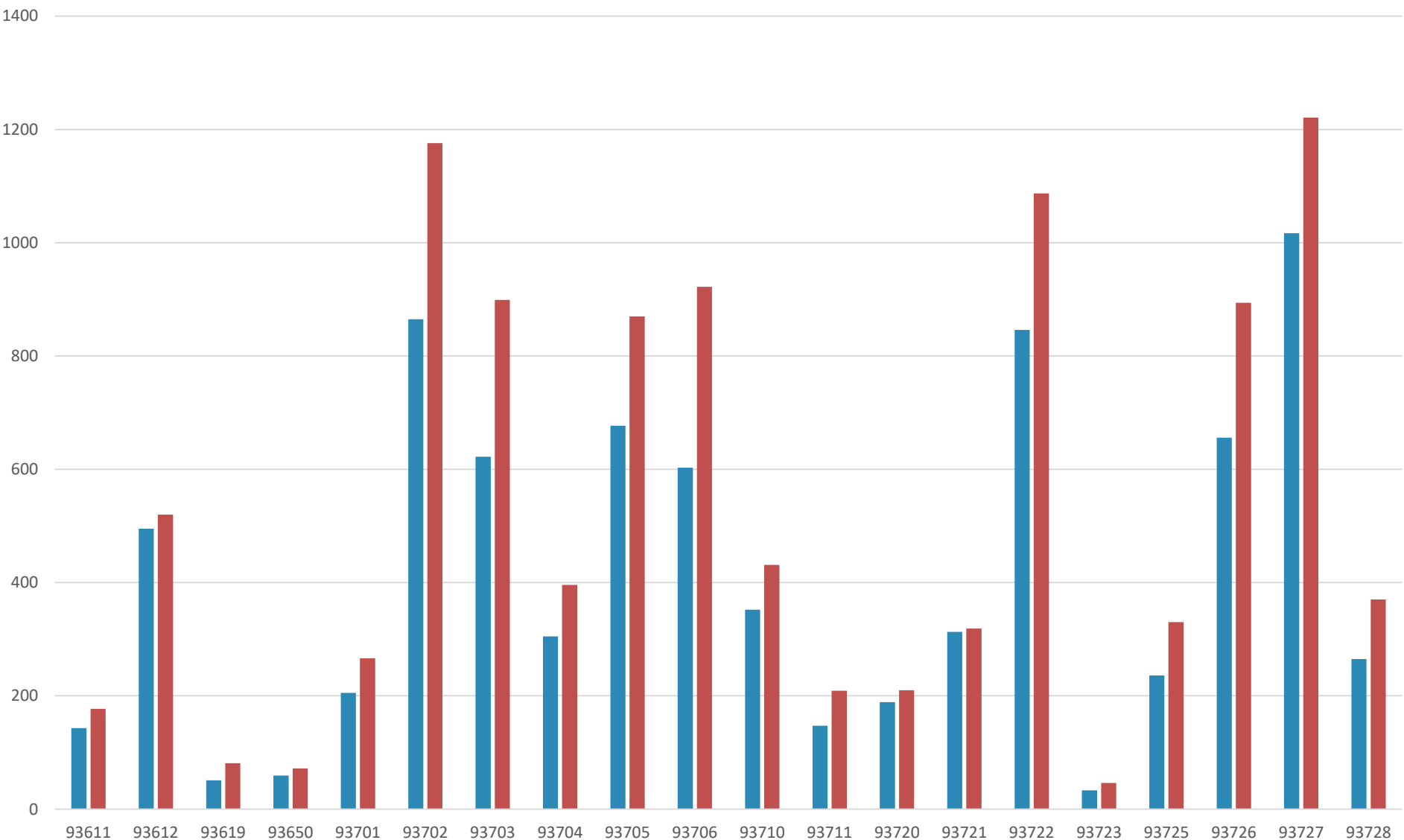


All rural zip codes in Fresno County included where number of services is > 10

ZIP CODE	% POVERTY
93701	98.87%
93702	69.18%
93706	61.29%
93650	56.64%
93703	47.09%
93725	42.50%
93728	42.21%
93640	37.50%
93705	36.66%
93622	32.70%
93727	32.70%
93721	32.39%
93726	31.38%
93710	23.80%
93234	22.00%
93704	20.70%
93722	19.68%
93662	18.30%
93657	17.40%
93210	13.80%
93654	13.80%

Comparing the Data

LIHEAP services provided to **urban** communities in 2021 compared to 2022

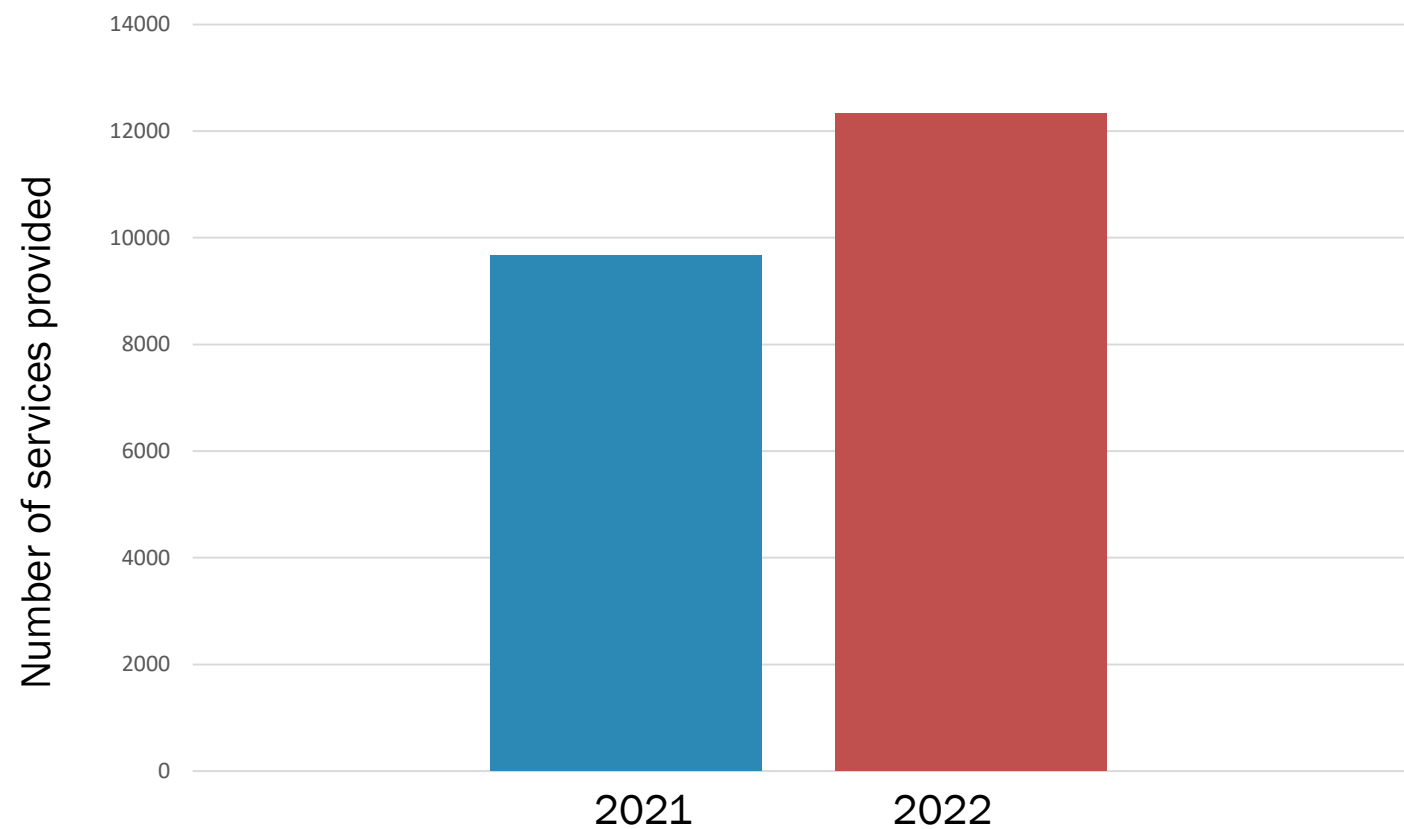


All **urban** zip codes in Fresno County included where number of services is > 10

ZIP CODE	% POVERTY
93701	98.87%
93702	69.18%
93706	61.29%
93650	56.64%
93703	47.09%
93725	42.50%
93728	42.21%
93640	37.50%
93705	36.66%
93622	32.70%
93727	32.70%
93721	32.39%
93726	31.38%
93710	23.80%
93234	22.00%
93704	20.70%
93722	19.68%
93662	18.30%
93657	17.40%
93210	13.80%
93654	13.80%

Comparing the Data

LIHEAP services provided to **Fresno County** communities in 2021 compared to 2022



All **Fresno County** totals in all zip codes

22%

Increase in
LIHEAP Services
Provided Overall



PROGRAM PLANNING AND EVALUATION COMMITTEE MEETING

Date: March 27, 2023	Program: Women, Infants & Children
Agenda Item #: 13A	Director: Annette Thornton
Subject: Financial Management Review	Officer: Jack Lazzarini

Background

The information presented below is intended to keep the Committee apprised of the Financial Management Review (FMR) results and corrective action plan.

The State Controller's Office, Division of Audits, completed a biennial FMR for fiscal year October 1, 2020, through September 30, 2021. FMR examines contracts, invoices, expenditures, general ledgers, time records, and other pertinent records. Exit conference was held on November 22, 2022, and the final report was sent to Fresno EOC on January 31, 2023.

There were no exceptions as a result of the review, however, a non-monetary procedural finding was identified, requiring corrective action:

1. Office equipment totaling \$4379 was purchased without prior approval from CDPH-WIC Division. The contract requires pre-approval for all purchases of \$2500 or more.

This procedural issue occurred during the transition of former Fresno EOC WIC Director to Chief Programs Officer, and a lapse of updating account codes in the COUPA electronic purchase ordering system.

Corrective action plan includes procedures which have already taken place. Note that the current contract increased written approval requirements to purchases of over \$5000:

1. Attach CDPH-WIC written approvals to purchase orders exceeding \$5000.
2. Purchases over \$5000 will pass through three tiers of verification for account coding and required written approvals: WIC Program Director, Chief Programs Officer, and Accountant.

A Corrective Action Plan (CAP) must identify actions and time frames necessary to resolve the Findings. The CAP has been written and implemented (see attached draft), and must be submitted to our assigned Audit Review Analyst by March 31, 2023.



PROGRAM PLANNING AND EVALUATION COMMITTEE MEETING

Date: March 27, 2023	Program: Equity & Impact
Agenda Item #: 14A	Director: Kevin Williams
Subject: Grant Tracker	Officer: Emilia Reyes

Background

The information presented in the Grant Tracker is intended to keep the Board apprised of program grant activity for Fresno EOC.

Fresno Economic Opportunities Commission
Grant Tracker
Wednesday, March 22, 2023

FUNDED							
Submitted	Program	Name	Funder	Amount Requested	Board Report Date	Date of Notice	Amount Awarded
8/2/2022	Sanctuary and Support Services	Making Spirits Bright	PG&E's Better Together Giving Program	\$2,000		10/1/2022	\$2,000
	To provide 25 families selected by a local elementary school with a Christmas Tree and decorations, along with hand-selected gifts for every child under 18 year old, personalized						
9/1/2022	Sanctuary and Support Services	Homeless Housing, Assistance and Prevention (HHAP) Youth Services	City of Fresno	\$483,400	10/17/2022	10/13/2022	\$483,400
	To expand Youth Bridge Housing to provide services to Fresno City College young adults that are enrolled in Project HOPE.						
7/13/2022	African American Coalition	Covid Disparities Grant	Fresno County	\$1,000,000	8/8/2022	1/5/2023	\$500,000
	Involves recruiting, training, and deploying CHWs to improve and address COVID-19 related health disparities and advance equity in underserved and disproportionately affected populations within Fresno County.						
	LGBTQ+ Resource Center	CVS Health Foundation	CVS Health Foundation	\$25,000			\$25,000

NOT FUNDED						
Submitted	Program	Name	Funder	Amount Requested	Board Report Date	Date of Notice
4/29/2022	African American Coalition	Access Plus Capital Grant	Cal Money Smart	\$131,974		
9/9/2022	African American Coalition	Together We CAN Grow	Bristol-Myers Squibb	\$750,000	10/17/2022	
	Funding will support the development and growth of the CAN 93706 Farmers Market in Southwest Fresno. Program participants will also be connected to nutrition and lifestyle medicine education, coaching and literacy regarding the root causes of chronic health conditions.					
2/13/2023	Best Babies Zone	INCHES Initiative	Central Valley Community Foundation	\$130,000		3/6/2023
	To participate in the CVCF cohort on racism in economic structures in Fresno.					

PENDING GRANTS						
Submitted	Program	Name	Funder	Amount Requested	Board Report Date	Expected Date of Notice
In Progress (Not Yet Submitted)						
4/11/2023	African American Coalition	Racial and Ethnic Approaches to Community Health (REACH)	CDC	\$1,500,000	3/27/2023	
	Programs in Physical Activity, Nutrition, Breastfeeding, and Vaccinations					
4/10/2023	Adolescent Family Life Program (AFLP)	AFLP 2023 - 2026	CA Department of Public Health	\$500,000	3/27/2023	
	Continuation of the AFLP for the next 3 years - programs for pregnant and parenting teens.					

4/10/2023	Health Services	Public Awareness and Community Outreach Campaign Services	Governor's Office of Planning and Research	\$670,000	3/27/2023	
4/10/2023	Health Services	Trauma-Informed Programs and Practices	CA Department of Health Care Services	\$750,000	3/27/2023	
	Integration of Behavioral Health into existing Health Services Programs					
Submitted in 2023						
3/10/2023	Weatherization	2023 Dept of Energy Weatherization Assistance Program	Department of Energy	\$1,200,000	3/27/2023	
3/10/2023	African American Coalition	Thriving Families Partnerships	First 5 Fresno County	\$120,000	3/27/2023	4/14/2023
	Vaccine clinic, home visits, community outreach and awareness.					
3/10/2023	WIC	Thriving Families Partnerships	First 5 Fresno County	\$120,000	3/27/2023	4/14/2023
	Hiring a referral coordinator to connect WIC participants with other needed resources and services.					
3/3/2023	Food Distribution	Food for Life Initiative	Kaiser Permanente	\$25,000	3/27/2023	
	Food distribution in rural areas					
3/3/2023	Dental Services	Pioneering Ideas	Robert Wood Johnson Foundation	\$2,258,348	3/27/2023	
	Implementation of a data system and support from community health workers to connect families in the SBSP program to needed services.					
3/1/2023	African American Coalition	Vaccine Uptake Grant	National Council on Aging	\$150,000	3/27/2023	
	Vaccine clinic, home visits, community outreach and awareness.					
2/24/2023	Workforce Connection	Fresno Regional Workforce Development Board 23-24 (Urban East)	Department of Labor	\$891,800	3/27/2023	
	Continued funding for Workforce Connection in 2023-24					
2/24/2023	Workforce Connection	Fresno Regional Workforce Development Board 23-24 (Urban West)	Department of Labor	\$891,800	3/27/2023	
	Continued funding for Workforce Connection in 2023-24					
2/24/2023	Workforce Connection	Fresno Regional Workforce Development Board 23-24 (Rural West)	Department of Labor	\$433,160	3/27/2023	
	Continued funding for Workforce Connection in 2023-24					
2/24/2023	Workforce Connection	Fresno Regional Workforce Development Board 23-24 (Rural East)	Department of Labor	\$446,880	3/27/2023	
	Continued funding for Workforce Connection in 2023-24					
2/21/2023	LGBTQ+ Center	PRIR Initiative	CA Department of Public Health	\$1,200,000	3/27/2023	
	Will increase access for HIV diagnosis and treatment for low-income LGBT folks in Fresno through HIV screening, increase LGBT Competency Trainings for medical providers, and provide ongoing client support.					
2/13/2023	LGBTQ+ Center	Stop the Hate: Services for Survivors and Prevention	CA Department of Social Services	\$800,000	3/27/2023	
	Will provide support for LGBT victims of hate crimes, fund hate prevention workshops, and increase awareness of resources for low-income areas.					
2/6/2023	Dental Services	COMPASS Program	National Institutes of Health	\$9,827,841	3/27/2023	4/15/2023
	Implementation of a data system and support from community health workers to connect families in the SBSP program to needed services.					
Submitted in 2022						
9/26/2022	Sanctuary and Support Services	Elevate Youth California: Youth Substance Use Disorder Prevention Program	Sierra Health Foundation	\$1,000,000	10/17/2022	11/1/2022

9/20/2022	To expand youth and young adult substance use prevention through policy, systems and environmental change.					
9/6/2022	Equity and Impact	CDSS Guaranteed Basic Income Pilot	California Department of Social Services	\$7,500,000	9/22/2021	10/10/2022
	Provide identified participants with guaranteed income of \$1000 per month for 18 months to measure their ability to improve their living conditions and move out of poverty.					
9/1/2022	Sanctuary and Support Services	Homeless Housing, Assistance and Prevention (HHAP) Youth Services	City of Fresno	\$483,400	10/17/2022	Not specified
	To expand Youth Bridge Housing to provide services to Fresno City College young adults that are enrolled in Project HOPE.					
8/2/2022	Foster Grandparent Program	Medicare Savings Program	AARP	\$150,000	8/8/2022	Not specified
	Educate and engage adults over 50 about Medicare Savings Programs and help enroll more eligible older adults with low income in the programs.					
8/2/2022	LCC	BSCC Title II Grant Program	Board of State and Community Corrections	\$1,050,000	8/2/2022	Not specified
	Will fund additional supportive services for corpsmembers at the LCC site, including counseling, legal services, peer support groups, and other resources, as well as an increase in referrals to other EOC programs to address barriers.					
8/2/2022	Sanctuary and Support Services	Making Spirits Bright	PG&E's Better Together Giving Program	\$2,000	N/A	Not specified
	To provide 25 families selected by a local elementary school with a Christmas Tree and decorations, along with hand-selected gifts for every child under 18 year old, personalized stockings, food and more during the holiday season.					
7/5/2022	Sanctuary and Support Services	Preventing Trafficking of Girls	USDOJ Office for Victims of Crime (OVC)	\$500,000	7/11/2022	Not specified
	To develop or enhance prevention and early intervention services to focus on the needs of girls who are at risk or are victims of sex trafficking.					
6/28/2022	Sanctuary and Support Services	Services for Victims of Human Trafficking	USDOJ Office for Victims of Crime (OVC)	\$885,913	7/11/2022	Not specified
	Provide comprehensive services to victims of human trafficking. Funds will support personnel, operational and supportive services costs.					
3/9/2022	Energy Services	American Rescue Plan	County of Fresno	\$1,200,000	3/23/2022	Not specified
	Install PV solar systems on approximately 70 low-income family homes.					
Submitted in 2021						
7/26/2021	Strategy & Resource Development	CSBG CARES Act Rapid Cycle Impact Project	Administration of Children and Families	\$250,000	9/22/2021	Not specified
	Provide 30 families with children enrolled in Head Start Huron with monthly supplemental incomes for a 12-month period.					
3/15/2021	Energy Services	Energy Efficiency Grant Program	Energy Upgrade California	\$20,000	3/24/2021	Not specified
	Outreach to rural and urban Fresno County residents through direct and indirect methods about energy efficiency benefits and best practices.					
2/9/2021	Training and Employment	Prop 64 Public Health and Safety Grant	City of Fresno	\$1,225,047	9/22/2021	Not specified
	Address public health and safety challenges related to the legalization of the cultivation and sale of recreational cannabis, particularly for youth.					