



Program Planning & Evaluation Committee Meeting

November 27, 2023 at 12:00 p.m.

Fresno EOC Board Room

1920 Mariposa Street, Suite 310

Fresno, CA, 93721

Join By Zoom:

<https://fresnoeoc.zoom.us/meeting/register/tZlqceqtqzljGtJXNciT8m9bYg1n2kQ5fiLD>



PROGRAM PLANNING & EVALUATION COMMITTEE MEETING AGENDA

NOVEMBER 27, 2023 AT 12:00 PM

1. CALL TO ORDER

2. ROLL CALL

A. Monthly Attendance Record		4
------------------------------	--	---

3. APPROVAL OF SEPTEMBER 25, 2023 MINUTES

A. September 25, 2023 Program Planning and Evaluation Committee Meeting Minutes	Approve	5
---	---------	---

4. HEALTH SERVICES

A. Early Childhood Wraparound Services Grant	Ratify	9
B. Rural Education and Development for Youth (READY) Agreement	Ratify	11
C. Fresno HOPE Pathways Community HUB Grant	Ratify	13

5. ENERGY SERVICES

A. 2024 Low-Income Home Energy Assistance Program Contract	Ratify	16
B. 2023 Low Income Home Energy Assistance Program Agreement Amendment 2	Accept	21

6. LOCAL CONSERVATION CORPS

A. 2023-2024 YouthBuild AmeriCorps Education Subgrantee Award	Accept	26
---	--------	----

7. SANCTUARY & SUPPORT SERVICES

A. Project HOPE Bridge Housing Update	Information	28
---------------------------------------	-------------	----

8. TRAINING AND EMPLOYMENT

A. Workforce Connection Young Adult Program – Urban East Project	Information	29
--	-------------	----

9. SCHOOL OF UNLIMITED LEARNING (SOUL)

A. Program Dashboard and Impact Report	Information	33
--	-------------	----

10. PROGRAM PLANNING & DEVELOPMENT

A. Grant Tracker	Information	43
------------------	-------------	----

11. OTHER BUSINESS

The next meeting is scheduled for December 18, 2023, at 12:00 p.m. in the Boardroom.

12. PUBLIC COMMENTS

(This portion of the meeting is reserved for persons wishing to address the Committee on items within jurisdiction but not on the agenda. Comments are limited to three minutes.

13. ADJOURNMENT



Program Planning and Evaluation Meeting Monthly Attendance Record 2023

Amy Arambula
Robert Pimentel
Sherry Neil
Linda Hayes
Alena Pacheco

Jan.	8-Feb	27-Mar	24-Apr	22-May	26-Jun	24-Jul	28-Aug	25-Sep	23-Oct	27-Nov	18-Dec	Attended
	Canceled	O	O	O	O	O	O	O	O			8/10
		T	O	O	O	X	X	X	X			4/10
		T	O	X	O	O	X	O	O			6/10
		T	O	X	X	O	O	O	O			6/10
		O	O	O	X	O	O	O	O			7/10

O-Present X-Absent T-Teleconference



PROGRAM PLANNING AND EVALUATION COMMITTEE
1920 Mariposa Street, Suite 310
Fresno, CA 93721
September 25, 20223
12:00 p.m.

MINUTES

1. CALL TO ORDER

Amy Arambula, Chair, called the meeting to order at 12:03 p.m.

2. ROLL CALL

Roll was called and a quorum was established.

Committee Members:

Amy Arambula
Linda Hayes
Alena Pacheco
Sherry Neil

Staff:

Emilia Ryes
Michelle L. Tutunjian
Karina Perez
Jack Lazzarini
Misty Gattie-Blanco
Andy Arredondo
Elisa Sgambellone

Leah Struck
Jon Escobar
Annette Thornton
Jane Thomas
Elionora Vivanco
Ana Medina

Teleconference (T):

N/A

Absent:

Robert Pimentel

3. APPROVAL OF AUGUST 28, 2023, MINUTES

A. August 28, 2023, Program Planning and Evaluation Committee Meeting Minutes

Michelle L. Tutunjian, Chief Operating Officer, stated an email was sent to the Program Planning and Evaluation Committee (PP&E) Committee Members on Commissioner Pacheco's request regarding the average case load per staff member for Sanctuary and Support Services.

Public Comments: None heard.

Motion by: Pacheco **Second by:** Hayes

Ayes: Amy Arambula, Linda Hayes, Sherry Neil, and Alena Pacheco.

Nays: None

4. LOCAL CONSERVATION CORPS

A. Nature-Based Solutions Grant Program

Elisa Sgambellone, Local Conservation Corps Assistant Director, provided an overview of the Nature-Based Solutions Grant Amendment 1 with the California Conservation Corps (CCC) in the amount of \$1,678,571, for a 7-year period. Commissioner Arambula inquired on the type of projects we are seeking and who is identifying the projects. Sgambellone stated Shawn Riggins, Local Conservation Director is working to identify projects which will be indicated at a later time.

Commissioner Pacheco suggested a potential partnership with Advance Peace Horse Therapy on expanding equitable outdoor access and recreation projects.

Commissioner Arambula inquired on potentially reaching out to local public lands for collaboration, specifically on the impact the creek fires had on Shaver Lake.

Public Comments: None heard.

Motion by: Pacheco **Second by:** Hayes

Ayes: Amy Arambula, Linda Hayes, Sherry Neil, and Alena Pacheco.

Nays: None

B. California Community Reinvestment Grants Program

Sgambellone provided an overview of the California Community Reinvestment grant application submitted on September 14, 2023, in the amount of \$900,000 to the Governor's Office of Business and Economic Development.

Commissioner Pacheco and Arambula suggested modifying the Staff Report Conclusion section for clarity. Staff stated an updated report will be presented at the October board meeting reflecting the update.

Public Comments: None heard.

Motion by: Pacheco **Second by:** Neil

Ayes: Amy Arambula, Linda Hayes, Sherry Neil, and Alena Pacheco.

Nays: None

5. **SANCTUARY & SUPPORT SERVICES**

A. FY 2023 Continuum of Care Program

Misty Gattie-Blanco, Sanctuary Director, provided an update of the six Continuum of Care Program grant applications submitted on September 21, 2023, in the amount of \$2,350,438 to the U.S. Department of Housing and Urban Development for a 12-month period starting in 2024.

Commissioner Arambula inquired about the possibility of adding additional information on the type of projects, and the number of units. Gattie-Blanco stated an updated staff report will be presented at the October board meeting with the additional information.

Public Comments: None heard.

Motion by: Hayes **Second by:** Neil

Ayes: Amy Arambula, Linda Hayes, Sherry Neil, and Alena Pacheco.

Nays: None

B. Project HOPE Bridge Housing Update

Gattie-Blanco provided an update on the Project HOPE Bridge Housing for the month of August.

Public Comments: None heard.

No action required.

6. **FOOD SERVICES**

A. FY 2023-24 Food Service Agreements

Jon Escobar, Food Services Director, provided an overview of the three executed renewal Fiscal Year 2023-24 Food Service agreements, totaling \$3,083,071.

Public Comments: None heard.

Motion by: Neil **Second by:** Hayes

Ayes: Amy Arambula, Linda Hayes, Sherry Neil, and Alena Pacheco.

Nays: None

B. Food Express Bus Evaluation Report

Escobar provided a detailed presentation of the Food Express Bus Evaluation Report for the Rural and Urban food bus sites data comparison for years 2022-2023.

Commissioner Arambula inquired about the possibility of a partnership with local faith-based organizations and collaborating with elected officials to help promote the program.

Public Comments: None heard.

No action required.

7. **WOMEN, INFANTS AND CHILDREN**

A. 2023-2025 Women, Infants and Children Contract Amendment

Annette Thornton, Women, Infants, and Children (WIC) Director provided an overview of the 2023-2025 WIC Amendment for the additional funding received for the Books for Kids Reading and the Farmers Market Nutrition Program.

Commissioner Pacheco suggested a potential partnership with the Foster Grandparents Program to read to children participating in WIC.

Commissioner Hayes inquired about the possibility of reaching out to the State of California to provide a list of Farmers Market representatives in the Fresno County area to encourage representatives to apply to become a certified Farmers Market.

Public Comments: None heard.

Motion by: Hayes **Second by:** Neil

Ayes: Amy Arambula, Linda Hayes, Sherry Neil, and Alena Pacheco.

Nays: None

8. **FOSTER GRANDPARENT**

A. Foster Grandparent Program Impact Report

Leah Struck, Foster Grandparent Program Coordinator, provided a detailed presentation on the Foster Grandparent Impact Report highlighting the Foster Grandparent Program, Generations Serving Together and the Senior Tech Training program.

Public Comments: None heard.

No action required.

9. HEALTH SERVICES

A. Mendota AMOR Wellness Center Update

Jane Thomas, Health and Dental Services Director provided an update on the AMOR Wellness Center proposal and informed Committee members and staff that the proposal was not accepted; however Health Services, is committed to will be providing a Health Education Program in Mendota, CA.

Public Comments: None heard.

No action required.

10. PROGRAM PLANNING & DEVELOPMENT

A. Grant Tracker

Tutunjian provided an update on the pending Foster Grandparents Outreach and Education/Training Services Agreement with Fresno County Department of Social Services.

Commissioner Arambula requested to remove Fresno Regional Workforce Development Board 2023-2024 Urban East agreement from “Not Funded” to “Funded.” Staff agreed to make the change on the report.

Public Comments: None heard.

No action required.

11. OTHER BUSINESS

Public Comments: None heard.

No action required.

12. PUBLIC COMMENTS

None heard.

13. ADJOURNMENT

The meeting was adjourned.

Respectfully submitted,

Amy Arambula
Committee Chair



PROGRAM PLANNING AND EVALUATION COMMITTEE MEETING

Date: November 27, 2023	Program: Health Services
Agenda Item: 4A	Director: Jane Thomas
Subject: Early Childhood Wraparound Services Grant	Officer: Jack Lazzarini

Recommended Action

Staff recommends Committee ratification for full Board consideration of the Early Childhood Wraparound Services Grant application submitted on October 6, 2023, to the California Department of Health Care Services (DHCS) in the amount of \$1,500,000 over a 24-month project period beginning in 2024.

Background

As part of the Children and Youth Behavioral Health Initiative (CYBHI), DHCS released a Request for Application (RFA) on August 7, 2023, seeking proposals for the third round of grant funding totaling \$60 million.

In round three, DHCS seeks to scale early childhood wraparound services to support relevant skill building among adults who work with infants, young children, expectant and new parents, and caregivers. Wraparound services recognize both the impact of early childhood experiences on behavioral health in the short, medium, and long terms as well as the need to support both professional and personal caregivers in facilitating healthy early childhood social and emotional development.

Health Services In-Home Visitation Services (HVS) is similar to this proposed project. HVS provides services to families with children 0-5, completes assessments, and assists with accessing various services for the family. However, this program does not have a focus on mental health and is scheduled to end in June 2024. If the proposed project is funded, Health Services has the capacity for a seamless transition from HVS to the new project. This new program will implement the "Parents as Teachers" curriculum.

This project will employ four full-time case managers, each case manager will be responsible for maintaining a maximum caseload of 30 families. Families will be eligible to remain in the program for up to six months, unless approved by a mental health professional for extended services. Each case manager will work with a maximum of 60 families annually.

Fiscal Impact

The proposed budget is for \$1,500,000 for two years with no match required.

Budget Categories	Year 1	Year 2
Personnel	\$566,041	\$584,757
Operating Expenses	\$115,177	\$97,061
Indirect	\$68,182	\$68,182
Total	\$750,000	\$750,000

Conclusion

As a result of this funding 240 low-income families will be educated utilizing the Parents as Teachers curriculum, while providing them with additional wraparound services.

If ratified by the Committee, this item will move forward for full Board consideration at the December 7, 2023, Commission meeting.



PROGRAM PLANNING AND EVALUATION COMMITTEE MEETING

Date: November 27, 2023	Program: Health Services
Agenda Item: 4B	Director: Jane Thomas
Subject: Rural Education and Development for Youth (READY) Subaward Agreement	Officer: Jack Lazzarini

Recommended Action

Staff recommends Committee ratification for full Board consideration to enter into an agreement with the University of California, San Francisco (UCSF) in the amount of \$345,100 over a 12-month performance period beginning July 1, 2023.

Background

An informational item was presented to the Committee on April 24, 2023 as Agenda Item 8C. The information presented was intended to keep the Board apprised of Health Services partnership with the University of California San Francisco (UCSF) to support Rural Education and Development for Youth (READY).

Health Services and Fresno County Superintendent of Schools (FCSS) were included as contracted partners in UCSF READY grant application for the Advancing Equity in Adolescent Health through Evidence-Based Teen Pregnancy Prevention Programs and Services to the Office of Adolescent Health (OAH) submitted on April 17, 2023, for fiscal years 2023-2028.

This project aims to promote health equity and reduce adolescent pregnancy and STIs in rural communities of Fresno County by implementing evidence-based sexual health education programming, authentically engaging parents/caregivers and communities, and offering supplemental programming for older adolescents. In addition, the program will strengthen referrals to a network of adolescent-friendly supportive services, including clinics and mental health services. UCSF will serve as the monitoring and improvement lead and responsible for administering the grant, while Health Services will oversee activities related to the implementation of READY in partnership with FCSS.

Fiscal Impact

It is anticipated that the total period of performance will extend through June 30, 2028, for an estimated subaward total of \$1,750,000. This estimated amount is not currently committed and will be authorized by future amendment to agreement number 14586sc. UCSF will reimburse Health Services on a cost-reimbursable basis for actual allowable costs in the amount not to exceed \$345,100 for the initial performance period.

Health and Dental Services - Rural Education and Development for Youth (READY)						
Budget						
	FY 23-24	FY 24-25	FY 25-26	FY 26-27	FY 27-28	Total
Salary	185,385.00	190,760.00	187,679.00	188,089.00	187,248.00	939,161.00
Fringe	57,269.00	59,541.00	59,028.00	60,135.00	60,633.00	296,606.00
Mileage	11,318.00	11,318.00	11,318.00	11,318.00	11,318.00	56,590.00
Training/Conference	9,000.00	12,000.00	12,000.00	10,940.00	11,283.00	55,223.00
Supplies	10,310.00	5,663.00	1,457.00	1,000.00	1,000.00	19,430.00
Other	44,900.00	38,900.00	46,700.00	46,700.00	46,700.00	223,900.00
Total DC	318,182.00	318,182.00	318,182.00	318,182.00	318,182.00	1,590,910.00
IDC @ 10%	31,818.00	31,818.00	31,818.00	31,818.00	31,818.00	159,090.00
TOTAL PROJECT	350,000.00	350,000.00	350,000.00	350,000.00	350,000.00	1,750,000.00

Conclusion

This funding will allow Health Services to provide necessary health education services and programming to approximately 500 adolescents in rural Fresno County.

If ratified by the Committee, this item will move forward for full Board consideration at the December 7, 2023, Commission meeting.



PROGRAM PLANNING AND EVALUATION COMMITTEE MEETING

Date: November 27, 2023	Program: Health Services
Agenda Item: 4C	Director: Jane Thomas
Subject: Fresno HOPE Pathways Community HUB Grant	Officer: Jack Lazzarini

Recommended Action

Staff recommends Committee ratification for full Board consideration of the Fresno HOPE Pathways Community HUB (Fresno HOPE PCH) grant to the Fresno Community Health Improvement Partnership (FCHIP), submitted on November 15, 2023, in the amount of \$325,000 for a project period from December 15, 2023 to July 31, 2024.


Background

The Fresno HOPE (Health, Outreach, Prevention, Equity) PCH seeks to identify specific health inequities and provide sustainable, long term health outcomes to Fresno communities through community-based care coordination. Fresno HOPE PCH is the first Pathways Community HUB in California utilizing the Pathways Community HUB Institute Model (PCHI Model). The evidenced-based PCHI Model encourages Community Health Workers (CHW) to develop trusting relationships with residents to identify and address healthcare access and social needs in a whole-person approach.

Currently, the PCHI Model is implemented in more than 48 communities in 18 states. Communities implementing the PCHI Model build care coordination network, called a Pathways Community HUB (PCH) that leverages the skills of CHW to find and engage those at greatest risk for poor health outcomes. The model includes 21 Standard Pathways that help CHW identify and track risk factors and work with residents to eliminate the risk one by one, pathways cover topics such as medical home, mental health, housing, transportation, medical referral, social services, and pregnancy; all of which have a defined measurable and meaningful outcome.

The target population for this project are Fresno County residents with health and health related social needs that include the following:

1. Adults and families experiencing homelessness.
2. Children and youth involved in child welfare.
3. Older adults with chronic illness.
4. Pregnant and post-partum adults.
5. Rural communities in Fresno County.
6. Migrant and seasonal farmworkers and their families; and
7. Fresno residents identified with unmet health and social needs.



Priority will be given to applicants who have qualified and employed staff to assume the duties within the grant.

Fiscal Impact

If awarded, funding will support personnel and operating costs, three Community Outreach Health Educators and one Project Coordinator will lead the project.

The first three and a half months will be 100% cost-reimbursable based on an approved budget and the remaining contract period will be 100% based on a fee schedule for the care coordination outcomes produced, payments will be made monthly. No match is required.

Conclusion

This funding allows Health Services to provide necessary health education services to low-income and underserved communities throughout Fresno County.

If ratified by the Committee, this item will move forward for full Board consideration at the December 7, 2023, Commission meeting.

HOPE Pathways Community HUB Budget		
Partner Entity: Fresno Economic Opportunities Commission		
Date Proposed: November 2023		
Term: December 15, 2023 - July 31, 2024		
Personnel		Budget
Project Coordinator		\$ 56,116.00
3 Community Outreach Health Educators		\$ 116,816.00
Personnel Sub-Total		\$ 172,932.00
Fringe @	43%	\$ 74,742.00
Total Personnel		\$ 247,674.00
Operating Costs		
Facility Rent		\$ 19,200
Mileage		\$ 15,000
Program Supplies		\$ 1,900
Office Supplies		\$ 1,012
Communications - phone, internet, cellphone		\$ 2,450
Insurance		\$ 450
Equipment - 4 Laptops		\$ 6,000
Staff Training		\$ 1,500
Total Operating		\$ 47,512
Direct Costs		\$ 295,186
Indirect Costs @	10%	\$ 29,814
Total Direct and Indirect		\$ 325,000
Grand Total		\$ 325,000.00



PROGRAM PLANNING AND EVALUATION COMMITTEE MEETING

Date: November 27, 2023	Program: Energy Services
Agenda Item: 5A	Director: Joseph Amader
Subject: 2024 Low-Income Home Energy Assistance Program Contract	Officer: Jack Lazzarini

Recommended Action

Staff recommends Committee ratification for full Board consideration to enter into a contract agreement with the State of California Department of Community Services and Development (CSD) for the 2024 Low-Income Home Energy Assistance Program (LIHEAP), totaling \$8,368,217 for a project period from November 1, 2023, to June 30, 2025.

Background

This two-year award is the backbone of Energy Services' strategic focus area on reducing housing instability for low-income individuals and families. The allocation spreadsheets provide the listing of all the agencies awarded and amounts for the funding cycle.

Fiscal Impact

The total award contract amount of \$8,368,217 includes an allocation of \$4,492,412 for utility assistance payments, \$2,202,162 for Weatherization Services, \$440,432 for emergency heating and cooling. The remaining funds will support other program operating costs.

Conclusion

This funding is necessary to continue providing utility assistance payments and weatherization services to reach approximately 8,000 low-income households.

If ratified by the Committee, this item will move forward for full Board consideration at the December 7, 2023, Commission meeting.

ALLOCATION SPREADSHEET

State of California
Department of Community Services and Development
Total 2024 LIHEAP Contract
Facesheet

County/Service Territory	Contract Number	Direct Services							ECIP FT/HEAP G&E Program Subtotal	Total Contract Allocation
		Weatherization			Administration/Assurance 16/ECIP/HEAP					
		Initial WX Program	Delayed WX Program	WX Program Subtotal	Allowable Admin	Allowable A16	ECIP/HEAP Program	Admin/A16/ECIP/HEAP Subtotal		
1 Alameda County - Spectrum Community Services, Inc.	24B-2001	668,709	445,806	1,114,515	222,903	222,903	1,176,928	1,622,734	1,497,908	4,235,157
2 Amador/Tuolumne Service Territory - Amador-Tuolumne CAA										
Amador County		38,954	25,969	64,923	12,985	12,985	59,210	85,180	96,605	246,708
Calaveras County		57,627	38,418	96,045	19,209	19,209	108,338	146,756	122,168	364,969
Tuolumne County		108,925	72,617	181,542	36,308	36,308	191,708	264,324	243,993	689,859
Service Territory Total	24B-2002	205,506	137,004	342,510	68,502	68,502	359,256	496,260	462,766	1,301,536
3 Butte County - CAA of Butte County, Inc.	24B-2003	371,134	247,423	618,557	123,711	123,711	964,949	1,212,371	519,588	2,350,516
4 Colusa Service Territory - Glenn County Community Action Department										
Colusa County		30,657	20,438	51,095	10,219	10,219	39,242	59,680	83,388	194,163
Glenn County		43,558	29,039	72,597	14,519	14,519	60,982	90,020	113,253	275,870
Trinity County		32,363	21,575	53,938	10,788	10,788	103,562	125,138	25,891	204,967
Service Territory Total	24B-2004	106,578	71,052	177,630	35,526	35,526	203,786	274,838	222,532	675,000
5 Contra Costa Co. - Contra Costa Employment & Human Services Dept/CSB	24B-2005	572,681	381,787	954,468	190,894	190,894	458,144	839,932	1,832,577	3,626,977
6 Del Norte County - Del Norte Senior Center, Inc.	24B-2006	112,880	75,254	188,134	37,627	37,627	252,852	328,106	198,669	714,909
7 El Dorado Service Territory - El Dorado Co. Health & Human Services Agency										
Alpine County		4,489	2,993	7,482	1,496	1,496	10,595	13,587	7,362	28,431
El Dorado County		318,617	212,411	531,028	106,206	106,206	751,937	964,349	522,532	2,017,909
Service Territory Total	24B-2007	323,106	215,404	538,510	107,702	107,702	762,532	977,936	529,894	2,046,340
8 Fresno County - Fresno County Economic Opportunities Commission	24B-2008	1,321,297	880,865	2,202,162	440,432	440,432	792,779	1,673,643	4,492,412	8,368,217
9 Humboldt Service Territory - Redwood CAA										
Humboldt County		278,427	185,618	464,045	92,809	92,809	467,757	653,375	645,950	1,763,370
Modoc Co. (WEATHERIZATION/ASSURANCE 16)		71,053	47,368	118,421	7,237	11,842	0	19,079	0	137,500
Service Territory Total	24B-2009	349,480	232,986	582,466	100,046	104,651	467,757	672,454	645,950	1,900,870
10 Imperial Service Territory - Campesinos Unidos, Inc.										
Imperial County		131,387	87,591	218,978	43,796	43,796	136,642	224,234	388,905	832,117
San Diego County - Area A		719,823	479,882	1,199,705	239,941	239,941	604,651	1,084,533	2,274,640	4,558,878
Service Territory Total	24B-2010	851,210	567,473	1,418,683	283,737	283,737	741,293	1,308,767	2,663,545	5,390,995
11 Inyo Service Territory - Inyo Mono Advocates for Community Action, Inc.										
Inyo County		36,728	24,485	61,213	12,243	12,243	107,245	131,731	39,666	232,610
Mono County		46,167	30,778	76,945	15,389	15,389	162,507	193,285	22,160	292,390
Service Territory Total	24B-2011	82,895	55,263	138,158	27,632	27,632	269,752	325,016	61,826	525,000
12 Kern County - Community Action Partnership of Kern	24B-2012	1,204,680	803,120	2,007,800	401,560	401,560	1,108,306	1,911,426	3,710,414	7,629,640
13 Kings County - Kings Community Action Organization, Inc.	24B-2013	163,300	108,866	272,166	54,433	54,433	235,152	344,018	418,047	1,034,231
14 Lake Service Territory - North Coast Energy Services, Inc.										
Lake County		160,411	106,940	267,351	53,470	53,470	314,405	421,345	327,238	1,015,934
Mendocino County		193,688	129,125	322,813	64,563	64,563	278,911	408,037	495,841	1,226,691
Napa County		80,406	53,604	134,010	26,802	26,802	119,001	172,605	202,622	509,237
Solano County		211,270	140,847	352,117	70,423	70,423	126,762	267,608	718,318	1,338,043
Sonoma County		337,977	225,318	563,295	112,659	112,659	527,244	752,562	824,663	2,140,520
Yolo County		168,738	112,492	281,230	56,246	56,246	215,985	328,477	458,969	1,068,676
Service Territory Total	24B-2014	1,152,490	768,326	1,920,816	384,163	384,163	1,582,308	2,350,634	3,027,651	7,299,101
15 Lassen County - Lassen Economic Development Corporation	24B-2015	87,215	58,144	145,359	29,072	29,072	286,066	344,210	62,795	552,364
Los Angeles County										
16 Area A - Maravilla Foundation	24B-2016	2,149,175	1,432,786	3,581,961	716,390	716,389	3,180,781	4,613,560	5,415,924	13,611,445
17 Area B - Pacific Asian Consortium in Employment	24B-2017	1,519,242	1,012,828	2,532,070	506,414	506,414	1,215,394	2,228,222	4,861,575	9,621,867
18 Area C - Long Beach Community Action Partnership	24B-2018	1,325,425	883,617	2,209,042	441,808	441,808	848,272	1,731,888	4,453,428	8,394,358
19 Madera County - Community Action Partnership of Madera County, Inc.	24B-2019	176,774	117,849	294,623	58,925	58,925	148,490	266,340	558,606	1,119,569
20 Marin County - Community Action Marin (NON WEATHERIZATION/ASSURANCE 16)	24B-2020	0	0	0	27,430	27,430	111,914	166,774	354,396	521,170
21 Mariposa County - County of Mariposa Health and Human Services Agency	24B-2021	82,895	55,263	138,158	27,632	27,632	198,947	254,211	132,631	525,000

ALLOCATION SPREADSHEET

State of California
Department of Community Services and Development
Total 2024 LIHEAP Contract
Facesheet

County/Service Territory

County/Service Territory	Contract Number	Direct Services							Utility Assistance	Total Contract Allocation
		Weatherization			Administration/Assurance 16/ECIP/HEAP					
		Initial WX Program	Delayed WX Program	WX Program Subtotal	Allowable Admin	Allowable A16	ECIP/HEAP Program	Admin/A16/ECIP/HEAP Subtotal		
22 Merced County - Merced County CAA	24B-2022	331,356	220,904	552,260	110,452	110,452	278,339	499,243	1,047,086	2,098,589
23 Modoc - T.E.A.C.H. Inc. (NON WEATHERIZATION/ASSURANCE 16)	24B-2023	0	0	0	16,447	11,842	159,158	187,447	125,053	312,500
24 Orange County - Community Action Partnership of Orange County	24B-2024	881,553	587,702	1,469,255	293,851	293,851	1,269,436	1,857,138	2,256,774	5,583,167
25 Placer Service Territory - Project GO, Inc.										
Nevada County		213,072	142,048	355,120	71,024	71,024	553,985	696,033	298,300	1,349,453
Placer County		251,030	167,353	418,383	83,677	83,677	391,606	558,960	612,512	1,589,855
Service Territory Total	24B-2025	464,102	309,401	773,503	154,701	154,701	945,591	1,254,993	910,812	2,939,308
26 Plumas Service Territory - Plumas Co. Community Development Commission										
Plumas County		71,324	47,549	118,873	23,775	23,775	231,091	278,641	54,206	451,720
Sierra County		11,571	7,714	19,285	3,857	3,857	36,099	43,813	10,182	73,280
Service Territory Total	24B-2026	82,895	55,263	138,158	27,632	27,632	267,190	322,454	64,388	525,000
27 Riverside County - Community Action Partnership of Riverside County	24B-2027	1,382,388	921,592	2,303,980	460,796	460,796	1,216,502	2,138,094	4,313,052	8,755,126
28 Sacramento Service Territory - Community Resource Project, Inc.										
Sacramento County		1,047,244	698,163	1,745,407	349,081	349,081	1,466,142	2,164,304	2,722,835	6,632,546
Sutter County		92,651	61,767	154,418	30,884	30,884	129,712	191,480	240,893	586,791
Yuba County		102,311	68,207	170,518	34,104	34,104	167,790	235,998	241,455	647,971
Service Territory Total	24B-2028	1,242,206	828,137	2,070,343	414,069	414,069	1,763,644	2,591,782	3,205,183	7,867,308
29 San Benito Co. - HHSA, Comm. Svcs. & Wkfs. Dev. (NON WEATHERIZATION/A16)	24B-2029	0	0	0	19,505	19,505	56,368	95,378	275,210	370,588
30 San Bernardino County - Community Action Partnership of San Bernardino Co.	24B-2030	1,377,298	918,199	2,295,497	459,099	459,099	1,707,849	2,626,047	3,801,342	8,722,886
31 San Diego County - Area B - Metropolitan Area Advisory Committee	24B-2031	338,922	225,948	564,870	112,974	112,974	664,289	890,237	691,402	2,146,509
32 San Joaquin Co. - San Joaquin Co. Dept. of Aging & Community Services	24B-2032	632,069	421,380	1,053,449	210,690	210,690	379,243	800,623	2,149,034	4,003,106
33 San Luis Obispo Co. - Community Action Partnership of San Luis Obispo Co., Inc.	24B-2033	171,970	114,647	286,617	57,323	57,323	337,062	451,708	350,820	1,089,145
34 Santa Barbara Co. - Community Action Commission of Santa Barbara County	24B-2034	279,839	186,559	466,398	93,280	93,280	783,549	970,109	335,807	1,772,314
35 Santa Clara Co. - Sacred Heart Community Service (NON WEATHERIZATION/A16)	24B-2035	0	0	0	155,269	155,269	527,916	838,454	2,111,666	2,950,120
36 Santa Cruz Service Territory - Central Coast Energy Services, Inc.										
Monterey County		356,372	237,581	593,953	118,791	118,791	299,352	536,934	1,126,133	2,257,020
San Francisco County		320,248	213,499	533,747	106,749	106,749	204,959	418,457	1,076,032	2,028,236
San Mateo County		275,903	183,935	459,838	91,968	91,968	209,686	393,622	893,923	1,747,383
Santa Cruz County		213,168	142,112	355,280	71,056	71,056	179,061	321,173	673,610	1,350,063
Marin County (WEATHERIZATION/ASSURANCE 16)		116,577	77,718	194,295	11,429	11,429	0	22,858	0	217,153
San Benito County (WEATHERIZATION/ASSURANCE 16)		82,895	55,263	138,158	8,127	8,127	0	16,254	0	154,412
Santa Clara County (WEATHERIZATION/ASSURANCE 16/EHCS)		673,362	448,908	1,122,270	69,185	69,185	53,869	192,239	0	1,314,509
Service Territory Total	24B-2036	2,038,525	1,359,016	3,397,541	477,305	477,305	946,927	1,901,537	3,769,698	9,068,776
37 Shasta/Tehama Service Territory - Self-Help Home Improvement Project, Inc.										
Shasta County		286,031	190,687	476,718	95,344	95,344	606,385	797,073	537,737	1,811,528
Tehama County		121,590	81,060	202,650	40,530	40,530	257,772	338,832	228,590	770,072
Service Territory Total	24B-2037	407,621	271,747	679,368	135,874	135,874	864,157	1,135,905	766,327	2,581,600
38 Siskiyou County - Great Northern Services	24B-2038	205,261	136,841	342,102	68,420	68,420	435,153	571,993	385,891	1,299,986
39 Stanislaus County - Central Valley Opportunity Center, Incorporated	24B-2039	549,603	366,402	916,005	183,201	183,201	395,715	762,117	1,802,700	3,480,822
40 Tulare County - Community Services & Employment Training, Inc.	24B-2040	761,018	507,345	1,268,363	253,673	253,673	913,222	1,420,568	2,130,850	4,819,781
41 Ventura County - Community Action of Ventura County, Inc.	24B-2041	350,502	233,668	584,170	116,834	116,834	406,582	640,250	995,424	2,219,844
42 Association of California Community and Energy Services (ACCES)		0	0	0	0	0	0	0	0	0
TOTALS		24,323,800	16,215,867	40,539,667	8,107,934	8,107,933	29,683,550	45,899,417	67,611,653	154,050,737

ALLOCATION SPREADSHEET

State of California
 Department of Community Services and Development
 Total 2024 LIHEAP Contract
 Facesheet

County/Service Territory	Initial WX			Approved Waiver			ECIP/HEAP		
	Intake 8%	Outreach 5%	Training 5%	Total WX Intake 8%	Total WX Outreach 5%	Total WX Training 5%	Intake 8%	Outreach 5%	Training 2%
1 Alameda County - Spectrum Community Services, Inc.	53,497	33,435	33,435	89,161	55,726	55,726	213,987	133,742	53,497
2 Amador/Tuolumne Service Territory - Amador-Tuolumne CAA									
Amador County	3,116	1,948	1,948	5,194	3,246	3,246	12,465	7,791	3,116
Calaveras County	4,610	2,881	2,881	7,684	4,802	4,802	18,440	11,525	4,610
Tuolumne County	8,714	5,446	5,446	14,523	9,077	9,077	34,856	21,785	8,714
Service Territory Total	16,440	10,275	10,275	27,401	17,125	17,125	65,761	41,101	16,440
3 Butte County - CAA of Butte County, Inc.	29,691	18,557	18,557	49,485	30,928	30,928	118,763	74,227	29,691
4 Colusa Service Territory - Glenn County Community Action Department									
Colusa County	2,453	1,533	1,533	4,088	2,555	2,555	9,810	6,132	2,453
Glenn County	3,485	2,178	2,178	5,808	3,630	3,630	13,939	8,712	3,485
Trinity County	2,589	1,618	1,618	4,315	2,697	2,697	10,356	6,473	2,589
Service Territory Total	8,527	5,329	5,329	14,211	8,882	8,882	34,105	21,317	8,527
5 Contra Costa Co. - Contra Costa Employment & Human Services Dept/CSB	45,814	28,634	28,634	76,357	47,723	47,723	183,258	114,536	45,814
6 Del Norte County - Del Norte Senior Center, Inc.	9,030	5,644	5,644	15,051	9,407	9,407	36,122	22,576	9,030
7 El Dorado Service Territory - El Dorado Co. Health & Human Services Agency									
Alpine County	359	224	224	599	374	374	1,437	898	359
El Dorado County	25,489	15,931	15,931	42,482	26,551	26,551	101,958	63,723	25,489
Service Territory Total	25,848	16,155	16,155	43,081	26,925	26,925	103,395	64,621	25,848
8 Fresno County - Fresno County Economic Opportunities Commission	105,704	66,065	66,065	176,173	110,108	110,108	422,815	264,260	105,704
9 Humboldt Service Territory - Redwood CAA									
Humboldt County	22,274	13,921	13,921	37,124	23,202	23,202	89,097	55,685	22,274
Modoc Co. (WEATHERIZATION/ASSURANCE 16)	5,684	3,553	3,553	9,474	5,921	5,921	0	0	0
Service Territory Total	27,958	17,474	17,474	46,598	29,123	29,123	89,097	55,685	22,274
10 Imperial Service Territory - Campesinos Unidos, Inc.									
Imperial County	10,511	6,569	6,569	17,518	10,949	10,949	42,044	26,277	10,511
San Diego County - Area A	57,586	35,991	35,991	95,976	59,985	59,985	230,343	143,965	57,586
Service Territory Total	68,097	42,560	42,560	113,494	70,934	70,934	272,387	170,242	68,097
11 Inyo Service Territory - Inyo Mono Advocates for Community Action, Inc.									
Inyo County	2,938	1,836	1,836	4,897	3,061	3,061	11,753	7,346	2,938
Mono County	3,693	2,308	2,308	6,156	3,847	3,847	14,773	9,233	3,693
Service Territory Total	6,631	4,144	4,144	11,053	6,908	6,908	26,526	16,579	6,631
12 Kern County - Community Action Partnership of Kern	96,374	60,234	60,234	160,624	100,390	100,390	385,498	240,936	96,374
13 Kings County - Kings Community Action Organization, Inc.	13,064	8,165	8,165	21,773	13,608	13,608	52,256	32,660	13,064
14 Lake Service Territory - North Coast Energy Services, Inc.									
Lake County	12,833	8,021	8,021	21,388	13,368	13,368	51,331	32,082	12,833
Mendocino County	15,495	9,684	9,684	25,825	16,141	16,141	61,980	38,738	15,495
Napa County	6,432	4,020	4,020	10,721	6,701	6,701	25,730	16,081	6,432
Solano County	16,902	10,564	10,564	28,169	17,606	17,606	67,606	42,254	16,902
Sonoma County	27,038	16,899	16,899	45,064	28,165	28,165	108,153	67,595	27,038
Yolo County	13,499	8,437	8,437	22,498	14,062	14,062	53,996	33,748	13,499
Service Territory Total	92,199	57,625	57,625	153,665	96,043	96,043	368,796	230,498	92,199
15 Lassen County - Lassen Economic Development Corporation	6,977	4,361	4,361	11,629	7,268	7,268	27,909	17,443	6,977
Los Angeles County									
16 Area A - Maravilla Foundation	171,934	107,459	107,459	286,557	179,098	179,098	687,736	429,835	171,934
17 Area B - Pacific Asian Consortium in Employment	121,539	75,962	75,962	202,566	126,604	126,604	486,158	303,848	121,539
18 Area C - Long Beach Community Action Partnership	106,034	66,271	66,271	176,723	110,452	110,452	424,136	265,085	106,034
19 Madera County - Community Action Partnership of Madera County, Inc.	14,142	8,839	8,839	23,570	14,731	14,731	56,568	35,355	14,142
20 Marin County - Community Action Marin (NON WEATHERIZATION/ASSURANCE 16)	0	0	0	0	0	0	37,305	23,316	9,326
21 Mariposa County - County of Mariposa Health and Human Services Agency	6,632	4,145	4,145	11,053	6,908	6,908	26,526	16,579	6,632

ALLOCATION SPREADSHEET

State of California
Department of Community Services and Development
Total 2024 LIHEAP Contract
Facesheet

County/Service Territory	Initial WX			Approved Waiver			ECIP/HEAP		
	Intake 8%	Outreach 5%	Training 5%	Total WX Intake 8%	Total WX Outreach 5%	Total WX Training 5%	Intake 8%	Outreach 5%	Training 2%
22 Merced County - Merced County CAA	26,508	16,568	16,568	44,181	27,613	27,613	106,034	66,271	26,509
23 Modoc - T.E.A.C.H. Inc. (NON WEATHERIZATION/ASSURANCE 16)	0	0	0	0	0	0	22,737	14,211	5,684
24 Orange County - Community Action Partnership of Orange County	70,524	44,078	44,078	117,540	73,463	73,463	282,097	176,311	70,524
25 Placer Service Territory - Project GO, Inc.									
Nevada County	17,046	10,654	10,654	28,410	17,756	17,756	68,183	42,614	17,046
Placer County	20,082	12,552	12,552	33,471	20,919	20,919	80,329	50,206	20,082
Service Territory Total	37,128	23,206	23,206	61,881	38,675	38,675	148,512	92,820	37,128
26 Plumas Service Territory - Plumas Co. Community Development Commission									
Plumas County	5,706	3,566	3,566	9,510	5,944	5,944	22,824	14,265	5,706
Sierra County	926	579	579	1,543	964	964	3,702	2,314	926
Service Territory Total	6,632	4,145	4,145	11,053	6,908	6,908	26,526	16,579	6,632
27 Riverside County - Community Action Partnership of Riverside County	110,591	69,119	69,119	184,318	115,199	115,199	442,364	276,478	110,591
28 Sacramento Service Territory - Community Resource Project, Inc.									
Sacramento County	83,780	52,362	52,362	139,633	87,270	87,270	335,118	209,449	83,780
Sutter County	7,412	4,633	4,633	12,353	7,721	7,721	29,648	18,530	7,412
Yuba County	8,185	5,116	5,116	13,641	8,526	8,526	32,740	20,462	8,185
Service Territory Total	99,377	62,111	62,111	165,627	103,517	103,517	397,506	248,441	99,377
29 San Benito Co. - HHSA, Comm. Svcs. & Wkfs. Dev. (NON WEATHERIZATION/A16)	0	0	0	0	0	0	26,526	16,579	6,632
30 San Bernardino County - Community Action Partnership of San Bernardino Co.	110,184	68,865	68,865	183,640	114,775	114,775	440,735	275,460	110,184
31 San Diego County - Area B - Metropolitan Area Advisory Committee	27,114	16,946	16,946	45,190	28,244	28,244	108,455	67,785	27,114
32 San Joaquin Co. - San Joaquin Co. Dept. of Aging & Community Services	50,566	31,603	31,603	84,276	52,672	52,672	202,262	126,414	50,566
33 San Luis Obispo Co. - Community Action Partnership of San Luis Obispo Co., Inc.	13,758	8,599	8,599	22,929	14,331	14,331	55,031	34,394	13,758
34 Santa Barbara Co. - Community Action Commission of Santa Barbara County	22,387	13,992	13,992	37,312	23,320	23,320	89,548	55,968	22,387
35 Santa Clara Co. - Sacred Heart Community Service (NON WEATHERIZATION/A16)	0	0	0	0	0	0	211,167	131,979	52,792
36 Santa Cruz Service Territory - Central Coast Energy Services, Inc.									
Monterey County	28,510	17,819	17,819	47,516	29,698	29,698	114,039	71,274	28,510
San Francisco County	25,620	16,012	16,012	42,700	26,687	26,687	102,479	64,050	25,620
San Mateo County	22,072	13,795	13,795	36,787	22,992	22,992	88,289	55,180	22,072
Santa Cruz County	17,053	10,658	10,658	28,422	17,764	17,764	68,214	42,634	17,053
Marin County (WEATHERIZATION/ASSURANCE 16)	9,326	5,829	5,829	15,544	9,715	9,715	0	0	0
San Benito County (WEATHERIZATION/ASSURANCE 16)	6,632	4,145	4,145	11,053	6,908	6,908	0	0	0
Santa Clara County (WEATHERIZATION/ASSURANCE 16/EHCS)	53,869	33,668	33,668	89,782	56,114	56,114	4,310	2,693	1,077
Service Territory Total	163,082	101,926	101,926	271,804	169,878	169,878	377,331	235,831	94,332
37 Shasta/Tehama Service Territory - Self-Help Home Improvement Project, Inc.									
Shasta County	22,882	14,302	14,302	38,137	23,836	23,836	91,530	57,206	22,882
Tehama County	9,727	6,080	6,080	16,212	10,133	10,133	38,909	24,318	9,727
Service Territory Total	32,609	20,382	20,382	54,349	33,969	33,969	130,439	81,524	32,609
38 Siskiyou County - Great Northern Services	16,421	10,263	10,263	27,368	17,105	17,105	65,684	41,052	16,421
39 Stanislaus County - Central Valley Opportunity Center, Incorporated	43,968	27,480	27,480	73,280	45,800	45,800	175,873	109,921	43,968
40 Tulare County - Community Services & Employment Training, Inc.	60,881	38,051	38,051	101,469	63,418	63,418	243,526	152,204	60,881
41 Ventura County - Community Action of Ventura County, Inc.	28,040	17,525	17,525	46,734	29,209	29,209	112,160	70,100	28,040
42 Association of California Community and Energy Services (ACCES)									
TOTALS	1,945,902	1,216,192	1,216,192	3,243,176	2,026,987	2,026,987	7,783,617	4,864,763	1,945,903



PROGRAM PLANNING AND EVALUATION COMMITTEE MEETING

Date: November 27, 2023	Program: Energy Services
Agenda Item: 5B	Director: Joseph Amader
Subject: 2023 Low Income Home Energy Assistance Program Agreement Amendment 2	Officer: Jack Lazzarini

Recommended Action

Staff recommends Committee acceptance for full Board consideration of the 2023 Low Income Home Energy Assistance Program (LIHEAP) Agreement Number 23B-5008, Amendment 2 to \$10,237,715. This Amendment reflects an increase of \$30,615, changing the maximum amount of this Agreement from \$10,207,100 to \$10,237,715.

Background

The Board approved the 2023 LIHEAP Agreement at the December 14, 2022, meeting, Agenda Item 10-D2 and Amendment 1 at the June 29, 2023, meeting, Agenda Item 11-B9.

The Department of Community Services and Development (CSD) is issuing Amendment 2 to facilitate the final release of the 2023 LIHEAP grant funds to LIHEAP service providers (LSP's). The amount of funds released in this amendment is \$691,904, resulting in a total distribution of \$235,478,572 for the 2023 program year.

Fiscal Impact

Energy Services will receive a full 2023 LIHEAP allocation, ensuring Fresno County low-income families' need for utility assistance is met.

Conclusion

The additional funding will allow Energy Services to serve approximately 35 additional low-income households with utility assistance in Fresno County.

If accepted by the Committee, this item will move forward for full Board consideration at the December 7, 2023, Commission meeting.

State of California
Department of Community Services and Development
Total 2023 LIHEAP Contract
Facesheet

ALLOCATION SPREADSHEET

County/Service Territory	Contract Number	Direct Services							Total Contract Allocation
		Weatherization			Administration/Assurance 16/ECIP/HEAP			Utility Assistance	
		Initial WX Program	Delayed WX Program	WX Program Subtotal	Allowable Admin	Allowable A16	ECIP/HEAP Program	Admin/A16/ECIP/HEAP Subtotal	ECIP FT/HEAP G&E Program Subtotal
1 Alameda County - Spectrum Community Services, Inc.	23B-5001	1,077,487	2,794	1,080,281	417,852	417,852	1,416,201	2,251,905	4,590,464
2 Amador/Tuolumne Service Territory - Amador-Tuolumne CAA									
Amador County		54,002	36,300	90,302	18,149	18,149	82,644	118,942	134,840
Calaveras County		79,889	53,700	133,589	26,850	26,850	151,215	204,915	170,519
Tuolumne County		151,004	101,502	252,506	50,751	50,751	267,582	369,084	340,559
Service Territory Total		284,895	191,502	476,397	95,750	95,750	501,441	692,941	645,918
3 Butte County - CAA of Butte County, Inc.	23B-5002								1,815,256
4 Colusa Service Territory - Glenn County Community Action Department	23B-5003	690,016	363,817	1,053,833	231,908	231,908	1,546,629	2,010,445	1,332,801
Colusa County		9,314	0	9,314	10,917	10,917	41,907	63,741	134,053
Glenn County		32,170	0	32,170	15,511	15,511	65,124	96,146	165,944
Trinity County		34,288	13,048	47,336	11,524	11,524	110,598	133,646	37,650
Service Territory Total		75,772	13,048	88,820	37,952	37,952	217,629	293,533	337,647
5 Contra Costa Co. - Contra Costa Employment & Human Services Dept/CSB	23B-5004								720,000
6 Del Norte County - Del Norte Senior Center, Inc.	23B-5005	746,026	501,462	1,247,488	250,731	250,731	190,851	692,313	2,813,408
7 El Dorado Service Territory - El Dorado Co. Health & Human Services Agency	23B-5006	171,573	115,328	286,901	57,664	57,664	386,987	502,315	304,062
Alpine County		5,459	3,669	9,128	1,835	1,835	12,971	16,641	9,013
El Dorado County		387,427	260,421	647,848	130,211	130,211	790,665	1,051,087	769,784
Service Territory Total		392,886	264,090	656,976	132,046	132,046	803,636	1,067,728	778,797
8 Fresno County - Fresno County Economic Opportunities Commission	23B-5007								2,503,501
9 Humboldt Service Territory - Redwood CAA	23B-5008	1,606,650	1,079,959	2,686,609	539,979	539,979	970,672	2,050,630	5,500,476
Humboldt County		379,413	255,033	634,446	127,516	127,516	641,754	896,786	886,233
Modoc Co. (WEATHERIZATION/ASSURANCE 16)		83,880	56,384	140,264	8,589	14,096	0	22,685	0
Service Territory Total		463,293	311,417	774,710	136,105	141,612	641,754	919,471	886,233
10 Imperial Service Territory - Campesinos Unidos, Inc.	23B-5009								2,580,414
Imperial County		159,762	107,389	267,151	53,694	53,694	167,304	274,692	476,172
San Diego County - Area A		875,278	588,346	1,463,624	294,173	294,173	740,331	1,328,677	2,785,052
Service Territory Total		1,035,040	695,735	1,730,775	347,867	347,867	907,635	1,603,369	3,261,224
11 Inyo Service Territory - Inyo Mono Advocates for Community Action, Inc.	23B-5010								6,595,368
Inyo County		38,912	26,157	65,069	13,078	13,078	84,531	110,687	72,361
Mono County		48,912	32,879	81,791	16,439	16,439	173,548	206,426	23,666
Service Territory Total		87,824	59,036	146,860	29,517	29,517	258,079	317,113	96,027
12 Kern County - Community Action Partnership of Kern	23B-5011								560,000
13 Kings County - Kings Community Action Organization, Inc.	23B-5012	1,561,260	1,049,443	2,610,703	524,722	524,722	946,054	1,995,498	5,341,135
14 Lake Service Territory - North Coast Energy Services, Inc.	23B-5013	303,609	204,080	507,689	102,040	102,040	440,263	644,343	782,689
Lake County		298,238	200,469	498,707	100,235	100,235	188,645	389,115	1,012,672
Mendocino County		360,107	242,057	602,164	121,029	121,029	272,191	514,249	1,178,340
Napa County		149,492	100,486	249,978	50,243	50,243	172,798	273,284	429,361
Solano County		392,795	264,030	656,825	132,015	132,015	137,331	401,361	1,444,874
Sonoma County		628,370	422,379	1,050,749	211,189	211,189	987,134	1,409,512	1,543,980
Yolo County		313,721	210,877	524,598	105,439	105,439	404,378	615,256	859,305
Service Territory Total		2,142,723	1,440,298	3,583,021	720,150	720,150	2,162,477	3,602,777	6,468,532
15 Lassen County - Lassen Economic Development Corporation	23B-5014								13,654,330
Los Angeles County	23B-5015	106,051	71,285	177,336	35,642	35,642	350,259	421,543	76,886
16 Area A - Maravilla Foundation	23B-5016								675,765
17 Area B - Pacific Asian Consortium in Employment	23B-5017	3,266,646	2,195,770	5,462,416	1,097,887	1,097,887	2,868,163	5,063,937	10,289,035
18 Area C - Long Beach Community Action Partnership	23B-5018	1,996,929	1,342,290	3,339,219	671,145	671,145	1,608,352	2,950,642	6,433,412
19 Madera County - Community Action Partnership of Madera County, Inc.	23B-5019	2,014,586	1,354,165	3,368,751	677,083	677,082	1,298,272	2,652,437	6,815,931
20 Marin County - Community Action Marin (NON WEATHERIZATION/ASSURANCE 16)	23B-5020	328,660	220,920	549,580	110,459	110,459	228,012	448,930	1,095,852
21 Mariposa County - County of Mariposa Health and Human Services Agency	23B-5021	0	0	0	36,882	36,882	154,518	219,282	479,958
		87,824	59,036	146,860	29,518	29,518	212,462	271,498	141,642

ALLOCATION SPREADSHEET

State of California
Department of Community Services and Development
Total 2023 LIHEAP Contract
Facesheet

	Direct Services								
	Weatherization			Administration/Assurance 16/ECIP/HEAP				Utility Assistance	
Contract Number	Initial WX Program	Delayed WX Program	WX Program Subtotal	Allowable Admin	Allowable A16	ECIP/HEAP Program	Admin/A16/ ECIP/HEAP Subtotal	ECIP FT/HEAP G&E Program Subtotal	Total Contract Allocation
23B-5022	616,061	414,105	1,030,166	207,052	207,052	521,121	935,225	1,960,410	3,925,801
23B-5023	0	0	0	19,603	14,096	189,393	223,092	148,808	371,900
23B-5024	1,638,992	1,101,701	2,740,693	550,851	550,851	2,376,705	3,478,407	4,225,255	10,444,355
	323,859	217,692	541,551	108,846	108,846	772,871	990,563	531,545	2,063,659
	381,554	256,473	638,027	128,236	128,236	599,350	855,822	937,447	2,431,296
23B-5025	705,413	474,165	1,179,578	237,082	237,082	1,372,221	1,846,385	1,468,992	4,494,955
	77,326	51,976	129,302	25,988	25,988	252,273	304,249	59,175	492,726
	13,987	9,402	23,389	4,701	4,701	43,942	53,344	12,393	89,126
23B-5026	91,313	61,378	152,691	30,689	30,689	296,215	357,593	71,568	581,852
23B-5027	2,570,151	1,727,609	4,297,760	863,804	863,804	2,277,600	4,005,208	8,075,127	16,378,095
	1,947,047	1,308,770	3,255,817	654,385	654,385	2,744,989	4,053,759	5,097,837	12,407,413
	172,258	115,789	288,047	57,895	57,895	142,852	258,642	551,012	1,097,701
	190,218	127,862	318,080	63,931	63,931	264,146	392,008	502,063	1,212,151
23B-5028	2,309,523	1,552,421	3,861,944	776,211	776,211	3,151,987	4,704,409	6,150,912	14,717,265
23B-5029	0	0	0	20,865	20,865	60,198	101,928	293,906	395,834
23B-5030	2,093,430	1,407,163	3,500,593	703,582	703,582	2,613,848	4,021,012	5,817,919	13,339,524
23B-5031	630,128	423,561	1,053,689	211,780	211,780	1,243,716	1,667,276	1,294,480	4,015,445
23B-5032	768,574	516,620	1,285,194	258,310	258,310	464,340	980,960	2,631,264	4,897,418
23B-5033	261,386	175,700	437,086	87,850	87,850	515,870	691,570	536,925	1,665,581
23B-5034	340,274	228,725	568,999	114,363	114,363	959,373	1,188,099	411,159	2,168,257
23B-5035	0	0	0	291,363	291,363	988,393	1,571,119	3,953,570	5,524,689
	524,446	1,322	525,768	182,050	182,050	458,156	822,256	2,103,537	3,451,561
	332,767	1,188	333,955	163,596	163,596	313,687	640,879	2,126,858	3,101,692
	419,360	121,885	541,245	140,943	140,943	320,923	602,809	1,528,141	2,672,195
	324,005	37,790	361,795	108,895	108,895	274,052	491,842	1,210,954	2,064,591
	155,316	104,399	259,715	15,318	15,318	0	30,636	0	290,351
	87,824	59,036	146,860	8,653	8,653	0	17,306	0	164,166
	1,251,923	841,520	2,093,443	129,397	129,397	100,857	359,651	0	2,453,094
23B-5036	3,095,641	1,167,140	4,262,781	748,852	748,852	1,467,675	2,965,379	6,969,490	14,197,650
	401,581	269,935	671,516	134,967	134,967	787,180	1,057,114	830,141	2,558,771
	170,710	114,748	285,458	57,373	57,373	334,383	449,129	353,133	1,087,720
23B-5037	572,291	384,683	956,974	192,340	192,340	1,121,563	1,506,243	1,183,274	3,646,491
23B-5038	311,988	209,712	521,700	104,856	104,856	635,997	845,709	620,602	1,988,011
23B-5039	705,195	474,016	1,179,211	237,008	237,008	511,161	985,177	2,328,624	4,493,012
23B-5040	925,370	622,016	1,547,386	311,008	311,008	1,118,142	1,740,158	2,608,998	5,896,542
23B-5041	426,198	286,482	712,680	143,241	143,241	497,815	784,297	1,218,789	2,715,766
22B-4042	0	0	0	0	0	195,125	195,125	0	195,125
	36,501,678	22,762,672	59,264,350	12,393,609	12,393,608	40,679,804	65,467,021	110,442,201	235,173,572

ALLOCATION SPREADSHEET

State of California
Department of Community Services and Development
Total 2023 LIHEAP Contract
Facesheet

County/Service Territory	Initial			Approved Waiver			ECIP/HEAP		
	Intake 8%	Outreach 5%	Training 5%	Total WX Intake 8%	Total WX Outreach 5%	Total WX Training 5%	Intake 8%	Outreach 5%	Training 2%
1 Alameda County - Spectrum Community Services, Inc.	86,199	53,874	53,874	86,422	54,014	54,014	480,533	300,333	120,133
2 Amador/Tuolumne Service Territory - Amador-Tuolumne CAA									
Amador County	4,320	2,700	2,700	7,224	4,515	4,515	17,399	10,874	4,350
Calaveras County	6,391	3,994	3,994	10,687	6,679	6,679	25,739	16,087	6,435
Tuolumne County	12,080	7,550	7,550	20,200	12,625	12,625	48,651	30,407	12,163
Service Territory Total	22,791	14,244	14,244	38,111	23,819	23,819	91,789	57,368	22,948
3 Butte County - CAA of Butte County, Inc.	55,201	34,501	34,501	84,307	52,692	52,692	230,354	143,972	57,589
4 Colusa Service Territory - Glenn County Community Action Department									
Colusa County	745	466	466	745	466	466	14,077	8,798	3,519
Glenn County	2,574	1,609	1,609	2,574	1,609	1,609	18,485	11,553	4,621
Trinity County	2,743	1,714	1,714	3,787	2,367	2,367	11,860	7,412	2,965
Service Territory Total	6,062	3,789	3,789	7,106	4,442	4,442	44,422	27,763	11,105
5 Contra Costa Co. - Contra Costa Employment & Human Services Dept/CSB	59,682	37,301	37,301	99,799	62,374	62,374	240,341	150,213	60,085
6 Del Norte County - Del Norte Senior Center, Inc.	13,726	8,579	8,579	22,952	14,345	14,345	55,284	34,552	13,821
7 El Dorado Service Territory - El Dorado Co. Health & Human Services Agency									
Alpine County	437	273	273	730	456	456	1,759	1,099	440
El Dorado County	30,994	19,371	19,371	51,828	32,392	32,392	124,836	78,022	31,209
Service Territory Total	31,431	19,644	19,644	52,558	32,848	32,848	126,595	79,121	31,649
8 Fresno County - Fresno County Economic Opportunities Commission	128,532	80,333	80,333	214,929	134,330	134,330	517,692	323,557	129,423
9 Humboldt Service Territory - Redwood CAA									
Humboldt County	30,353	18,971	18,971	50,756	31,722	31,722	122,239	76,399	30,560
Modoc Co. (WEATHERIZATION/ASSURANCE 16)	6,710	4,194	4,194	11,221	7,013	7,013	0	0	0
Service Territory Total	37,063	23,165	23,165	61,977	38,735	38,735	122,239	76,399	30,560
10 Imperial Service Territory - Campesinos Unidos, Inc.									
Imperial County	12,781	7,988	7,988	21,372	13,358	13,358	51,478	32,174	12,870
San Diego County - Area A	70,022	43,764	43,764	117,090	73,181	73,181	282,031	176,269	70,508
Service Territory Total	82,803	51,752	51,752	138,462	86,539	86,539	333,509	208,443	83,378
11 Inyo Service Territory - Inyo Mono Advocates for Community Action, Inc.									
Inyo County	3,113	1,946	1,946	5,206	3,253	3,253	12,551	7,845	3,138
Mono County	3,913	2,446	2,446	6,543	4,090	4,090	15,777	9,861	3,944
Service Territory Total	7,026	4,392	4,392	11,749	7,343	7,343	28,328	17,706	7,082
12 Kern County - Community Action Partnership of Kern	124,901	78,063	78,063	208,856	130,535	130,535	502,975	314,359	125,744
13 Kings County - Kings Community Action Organization, Inc.	24,289	15,180	15,180	40,615	25,384	25,384	97,836	61,148	24,459
14 Lake Service Territory - North Coast Energy Services, Inc.									
Lake County	23,859	14,912	14,912	39,897	24,935	24,935	96,105	60,066	24,026
Mendocino County	28,809	18,005	18,005	48,173	30,108	30,108	116,042	72,527	29,011
Napa County	11,959	7,475	7,475	19,998	12,499	12,499	48,173	30,108	12,043
Solano County	31,424	19,640	19,640	52,546	32,841	32,841	126,576	79,110	31,644
Sonoma County	50,270	31,419	31,419	84,060	52,537	52,537	202,489	126,556	50,622
Yolo County	25,098	15,686	15,686	41,968	26,230	26,230	101,095	63,184	25,274
Service Territory Total	171,419	107,137	107,137	286,642	179,150	179,150	690,480	431,551	172,620
15 Lassen County - Lassen Economic Development Corporation	8,484	5,303	5,303	14,187	8,867	8,867	34,172	21,357	8,543
Los Angeles County									
16 Area A - Maravilla Foundation	261,332	163,332	163,332	436,993	273,121	273,121	1,052,576	657,860	263,144
17 Area B - Pacific Asian Consortium in Employment	159,754	99,846	99,846	267,138	166,961	166,961	643,341	402,088	160,835
18 Area C - Long Beach Community Action Partnership	161,167	100,729	100,729	269,500	168,438	168,438	649,136	405,710	162,284
19 Madera County - Community Action Partnership of Madera County, Inc.	26,293	16,433	16,433	43,966	27,479	27,479	105,909	66,193	26,477
20 Marin County - Community Action Marin (NON WEATHERIZATION/ASSURANCE 16)	0	0	0	0	0	0	50,038	31,274	12,510
21 Mariposa County - County of Mariposa Health and Human Services Agency	7,026	4,391	4,391	11,749	7,343	7,343	28,328	17,705	7,082

ALLOCATION SPREADSHEET

State of California
Department of Community Services and Development
Total 2023 LIHEAP Contract
Facesheet

County/Service Territory	Initial			Approved Waiver			ECIP/HEAP		
	WX Intake 8%	WX Outreach 5%	WX Training 5%	Total WX Intake 8%	Total WX Outreach 5%	Total WX Training 5%	Intake 8%	Outreach 5%	Training 2%
22 Merced County - Merced County CAA	49,285	30,803	30,803	82,413	51,508	51,508	198,522	124,077	49,631
23 Modoc - T.E.A.C.H. Inc. (NON WEATHERIZATION/ASSURANCE 16)	0	0	0	0	0	0	27,056	16,910	6,764
24 Orange County - Community Action Partnership of Orange County	131,119	81,950	81,950	219,255	137,035	137,035	528,157	330,098	132,039
25 Placer Service Territory - Project GO, Inc.									
Nevada County	25,909	16,193	16,193	43,324	27,078	27,078	104,353	65,221	26,088
Placer County	30,524	19,078	19,078	51,042	31,901	31,901	122,944	76,840	30,736
Service Territory Total	56,433	35,271	35,271	94,366	58,979	58,979	227,297	142,061	56,824
26 Plumas Service Territory - Plumas Co. Community Development Commission									
Plumas County	6,186	3,866	3,866	10,344	6,465	6,465	24,916	15,572	6,229
Sierra County	1,119	699	699	1,871	1,169	1,169	4,507	2,817	1,127
Service Territory Total	7,305	4,565	4,565	12,215	7,634	7,634	29,423	18,389	7,356
27 Riverside County - Community Action Partnership of Riverside County	205,612	128,508	128,508	343,821	214,888	214,888	828,218	517,636	207,055
28 Sacramento Service Territory - Community Resource Project, Inc.									
Sacramento County	155,764	97,352	97,352	260,465	162,791	162,791	627,426	392,141	156,857
Sutter County	13,781	8,613	8,613	23,044	14,402	14,402	55,509	34,693	13,877
Yuba County	15,217	9,511	9,511	25,446	15,904	15,904	61,297	38,310	15,324
Service Territory Total	184,762	115,476	115,476	308,955	193,097	193,097	744,232	465,144	186,058
29 San Benito Co. - HHSA, Comm. Svcs. & Wkfs. Dev. (NON WEATHERIZATION/A16)	0	0	0	0	0	0	28,328	17,705	7,082
30 San Bernardino County - Community Action Partnership of San Bernardino Co.	167,474	104,672	104,672	280,047	175,030	175,030	674,541	421,588	168,635
31 San Diego County - Area B - Metropolitan Area Advisory Committee	50,410	31,506	31,506	84,295	52,684	52,684	203,056	126,910	50,764
32 San Joaquin Co. - San Joaquin Co. Dept. of Aging & Community Services	61,486	38,429	38,429	102,816	64,260	64,260	247,648	154,780	61,912
33 San Luis Obispo Co. - Community Action Partnership of San Luis Obispo Co., Inc.	20,911	13,069	13,069	34,967	21,854	21,854	84,224	52,640	21,056
34 Santa Barbara Co. - Community Action Commission of Santa Barbara County	27,222	17,014	17,014	45,520	28,450	28,450	109,643	68,527	27,411
35 Santa Clara Co. - Sacred Heart Community Service (NON WEATHERIZATION/A16)	0	0	0	0	0	0	395,357	247,098	98,839
36 Santa Cruz Service Territory - Central Coast Energy Services, Inc.									
Monterey County	41,956	26,222	26,222	42,061	26,288	26,288	204,935	128,085	51,234
San Francisco County	26,621	16,638	16,638	26,716	16,698	16,698	195,244	122,027	48,811
San Mateo County	33,549	20,968	20,968	43,300	27,062	27,062	147,925	92,453	36,981
Santa Cruz County	25,920	16,200	16,200	28,944	18,090	18,090	118,800	74,250	29,700
Marin County (WEATHERIZATION/ASSURANCE 16)	12,425	7,766	7,766	20,777	12,986	12,986	0	0	0
San Benito County (WEATHERIZATION/ASSURANCE 16)	7,026	4,391	4,391	11,749	7,343	7,343	0	0	0
Santa Clara County (WEATHERIZATION/ASSURANCE 16/EHCS)	100,154	62,596	62,596	167,475	104,672	104,672	8,069	5,043	2,017
Service Territory Total	247,651	154,781	154,781	341,022	213,139	213,139	674,973	421,858	168,743
37 Shasta/Tehama Service Territory - Self-Help Home Improvement Project, Inc.									
Shasta County	32,126	20,079	20,079	53,721	33,576	33,576	129,386	80,866	32,346
Tehama County	13,657	8,536	8,536	22,837	14,273	14,273	55,001	34,376	13,750
Service Territory Total	45,783	28,615	28,615	76,558	47,849	47,849	184,387	115,242	46,096
38 Siskiyou County - Great Northern Services	24,959	15,599	15,599	41,736	26,085	26,085	100,528	62,830	25,132
39 Stanislaus County - Central Valley Opportunity Center, Incorporated	56,416	35,260	35,260	94,337	58,961	58,961	227,183	141,989	56,796
40 Tulare County - Community Services & Employment Training, Inc.	74,030	46,269	46,269	123,791	77,369	77,369	298,171	186,357	74,543
41 Ventura County - Community Action of Ventura County, Inc.	34,096	21,310	21,310	57,014	35,634	35,634	137,328	85,830	34,332
42 Association of California Community and Energy Services (ACCES)									
TOTALS	2,920,135	1,825,085	1,825,085	4,741,146	2,963,215	2,963,215	12,074,149	7,546,341	3,018,539



PROGRAM PLANNING AND EVALUATION COMMITTEE MEETING

Date: November 27, 2023	Program: Local Conservation Corps
Agenda Item: 6A	Director: Shawn Riggins
Subject: 2023-2024 YouthBuild AmeriCorps Education Subgrantee Award	Officer: Jack Lazzarini

Recommended Action

Staff recommends Committee acceptance for full Board consideration of the 2023-2024 YouthBuild AmeriCorps Subgrantee Award Agreement from YouthBuild USA in the amount of \$200,000 for a 12-month period beginning August 15, 2023.

Background

Overseen by the Corporation for National and Community Service, AmeriCorps is a national service program that engages more than 75,000 Americans each year in service opportunities that address critical needs in education, healthy futures, clean energy/environment, veteran affairs, economic opportunity, disaster relief and other unmet human needs. YouthBuild AmeriCorps members build or rehabilitate low-income housing, which is already a primary component of the YouthBuild program model, and which makes AmeriCorps a natural overlay to the YouthBuild program. YouthBuild programs are already serving communities, developing leaders, and providing educational opportunities for young people. Becoming a YouthBuild AmeriCorps program gives recognition to the service-orientation of those activities and gives YouthBuild AmeriCorps members the opportunity to see themselves as service providers in their community.

YouthBuild AmeriCorps grants provide YouthBuild programs with AmeriCorps slots (awards) for their YouthBuild students accompanied by a small operating grant to cover YouthBuild AmeriCorps program expenses needed to ensure compliance with the grant requirements. YouthBuild AmeriCorps grants are only awarded to YouthBuild programs that are members of YouthBuild USA's Affiliated Network.

The education awards will provide the following:

- Two (2) Full-Time members (1700 hours) at a value of \$2,300.
- Two (2) Half-Time members (900 hours) at a value of \$2,300.
- 30 Reduced Half-time members (675 hours) at a value of \$2,300.

Fiscal Impact

A portion of the funding will cover the salaries of several Local Conservation Corps staff members and the costs of operating the facility. A match of \$108,000 is required.

Matching funds for the grant are generated from several sources, including the state funded Non-Residential grant, which provides funding for the Local Conservation Corps Food Pantry and graduation services, and donations from Amazon, which provides hundreds of thousands of dollars in donations to the agency on an annual basis.

Conclusion

This funding will provide access to employment and post-secondary education for Local Conservation Corps members ages 16 to 24 who are currently enrolled in the program.

If ratified by the Committee, this item will move forward for full Board consideration at the December 7, 2023, Commission meeting.



PROGRAM PLANNING AND EVALUATION COMMITTEE MEETING

Date: November 27, 2023	Program: Sanctuary and Support Services
Agenda Item: 7A	Director: Misty Gattie-Blanco
Subject: Project HOPE Bridge Housing Update	Officer: Jack Lazzarini

Background

The information presented is intended to keep the Board apprised of the eight (8) rooms for Project HOPE Bridge Housing located at N Street, funded by the City of Fresno and Fresno City College.

2023 Month	No. of Households* Entered Project	No. of Individuals Entered Project			No. of Households* Exited Project	No. of Individuals Exited Project
		Ages 18 – 24	Over Age 25	Under Age 18		
January	6	4	2	4	3	3
February	9	4	5	2	6	10
March	4	3	1	2	3	3
April	3	0	3	2	4	8
May	5	3	2	2	8	10
June	4	0	5	4	2	2
July	2	1	1	0	2	2
August	6	2	4	0	5	10
September	3	1	2	0	4	6
October	7	2	6	2	8	11

**Households can include a single individual adult; more than one adult; and/or adults with children.*



PROGRAM PLANNING AND EVALUATION COMMITTEE MEETING

Date: November 27, 2023	Program: Training and Employment
Agenda Item: 8A	Director: Patrick Turner
Subject: Workforce Connection Young Adult Program – Urban East Project	Officer: Jack Lazzarini

Background


The information presented is intended to keep the Board apprised of the Workforce Connection Young Adult Program-Urban East Project, its transition of staff to new location and outcome measures for the first four months of the contract.

The Training and Employment Workforce Connection Young Adult Services was awarded the eastern portion of Urban Fresno. A new chapter in our long history of serving youth of Fresno County began on July 1, 2023, with the relocation of staff to the new Fresno Regional Workforce Development Board's American Job Center of California.

The Program Year of 2022-2023 (July 2022 to June 2023) saw a shift in the service delivery regions by the Fresno Regional Workforce Development Board (FRWDB), as part of their re-procurement of service providers. For the past fifteen years Training and Employment Services had served the South Urban Area from Shields Avenue to the end of the Fresno Metropolitan area (American avenue including Washington Union) encompassing Southwest and Southeast Fresno. As part of the re-procurement, the new dividing line for Urban services is Highway 41 of which bisects the city north to south.

In anticipation of the new center and a focus on East Fresno, Training and Employment management and staff provided a “warm handoff” of our long-term partnerships in the West Fresno area including Edison High School to the new provider Equus. We have had a long and successful partnership with Equus, managed by Joseph Oaxaca, whose philosophy on serving the community is very similar to that of Fresno EOC.

In partnership with our existing partners and East Fresno High Schools, our team has successfully engaged both in-school and out-of-school youth populations without negatively impacting services or enrollment. We are currently working to establish



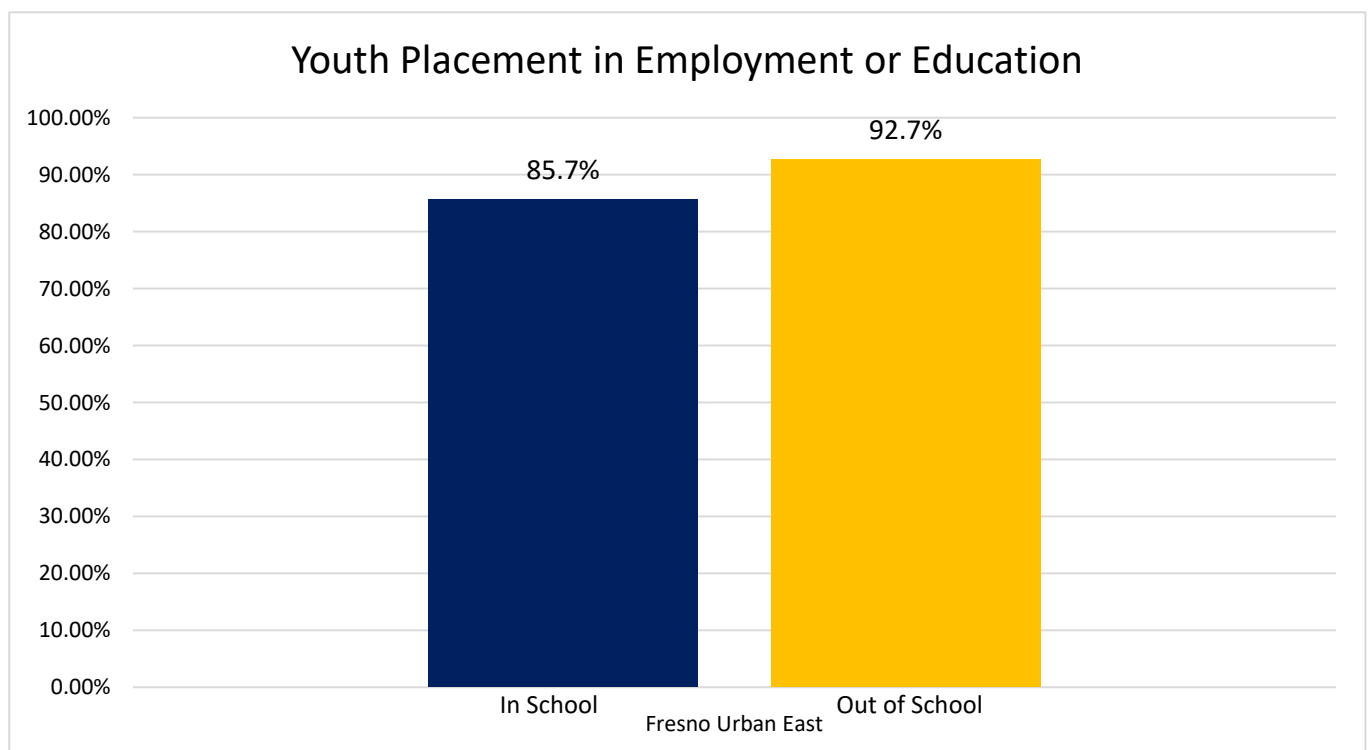
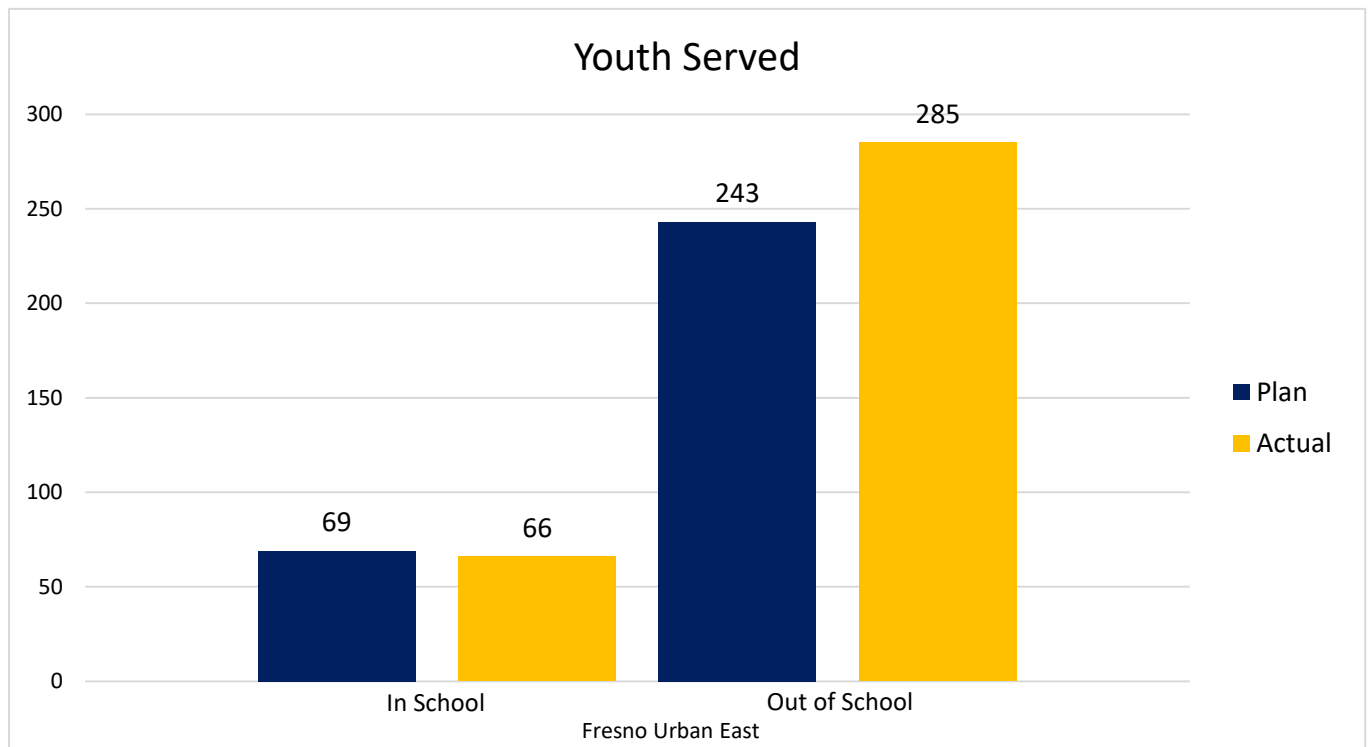
partnerships in the northern portion of our new service area with Duncan Polytechnic and Hoover High School in addition to developing new pathways with Clovis High School.

Our Job Developer is working diligently to create new employment and short-term work experience opportunities for East Fresno's youth while also serving the existing community partners.

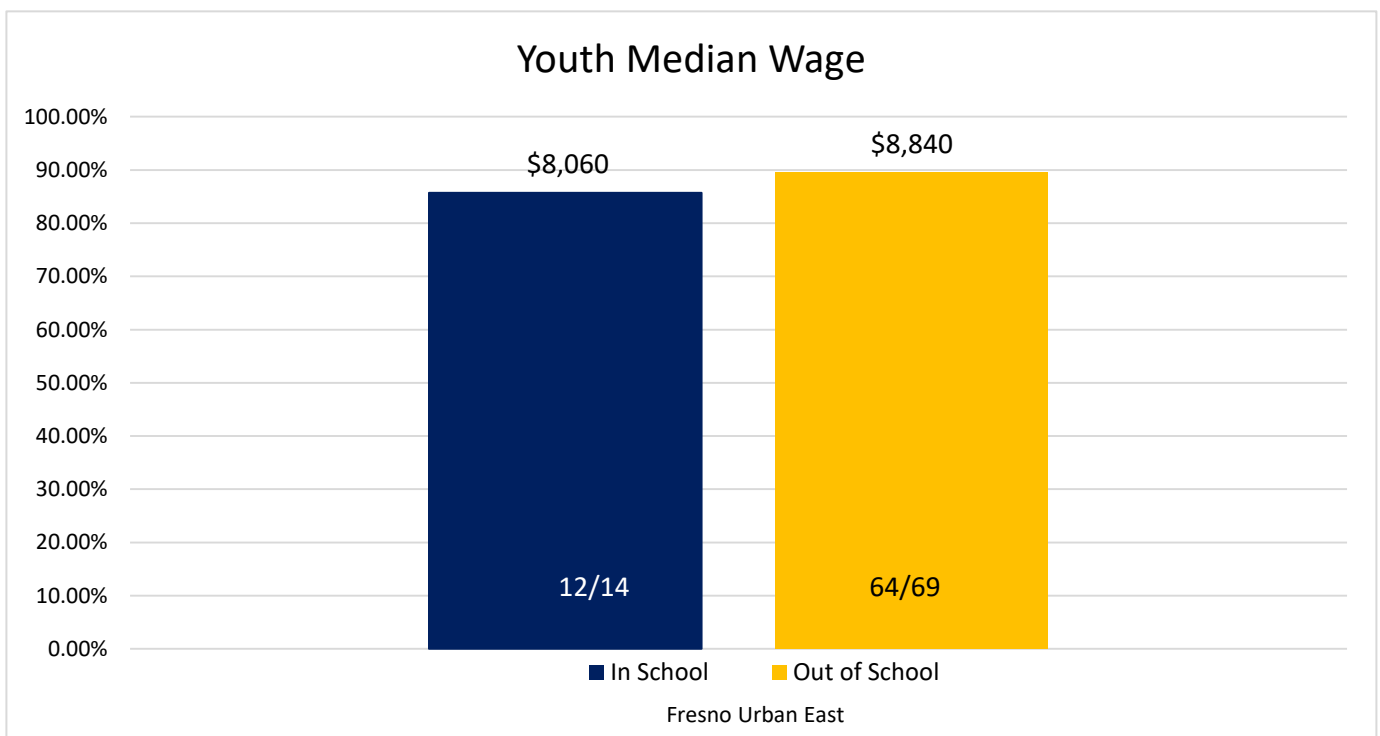
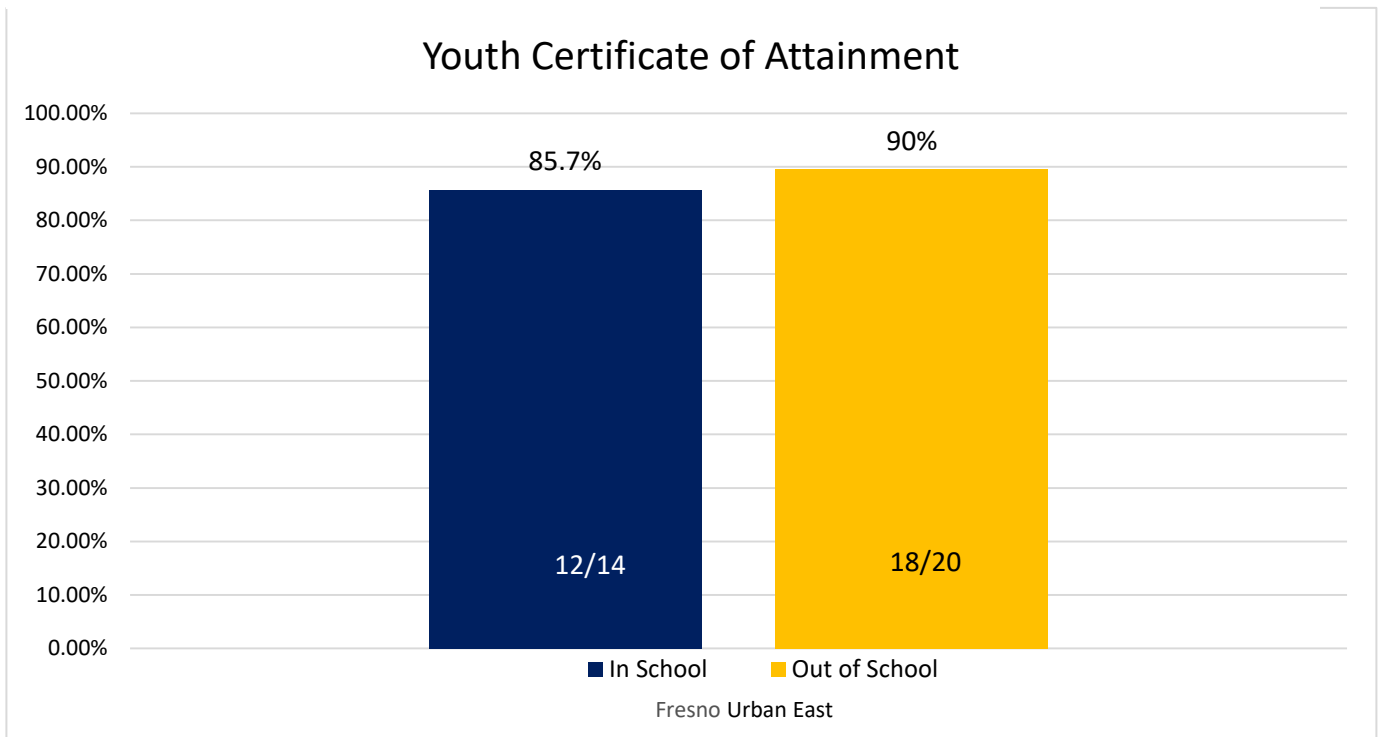
The overall transfer has been relatively smooth due to the forward thinking of our management team and staff who are working together to ensure our youth have all the resources necessary to achieve the success they seek in the program.

The data below pertains to the local performance outcome measures for the program.

Fresno EOC
Workforce Connection Young Adult Program – Local Performance Outcome Measures
July – October 2023



Fresno EOC
Workforce Connection Young Adult Program – Local Performance Outcome Measures
July – October 2023





PROGRAM PLANNING AND EVALUATION COMMITTEE MEETING

Date: November 27, 2023	Program: School of Unlimited Learning (SOUL)
Agenda Item: 9A	Director: Susan Lopez
Subject: Program Dashboard and Impact Report	Officer: Jack Lazzarini

Background

The information presented in the School of Unlimited Learning Program Dashboard is intended to provide the Board with a preview data visualization based on SOUL's School Year 2022/2023 data in CAP60. In addition to an Impact Report showing 2022/2023 data compared to current enrollment for 2023/2024.

Preview Data Visualization: Program Dashboard



Overview Households (SOUL 22/23 School Year)

Total Households

233

Total Enrollments

268

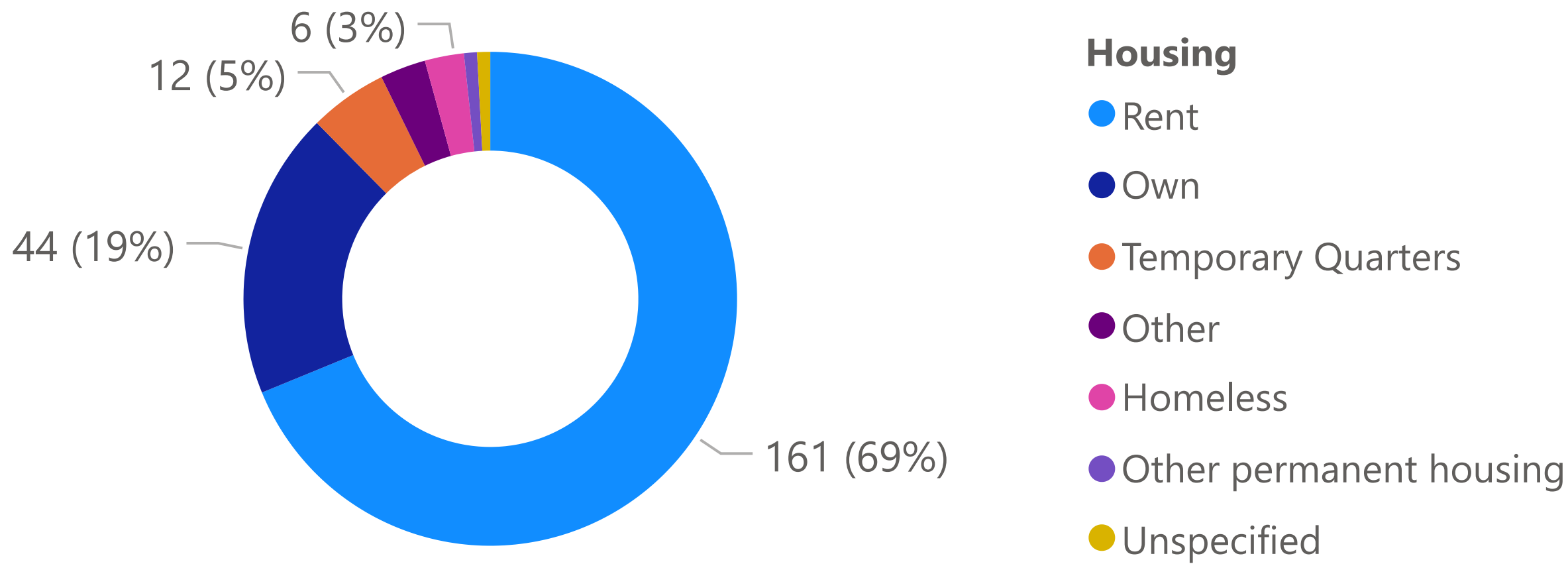
Total Graduated

48

Total Services

1684

Number of Households by Housing

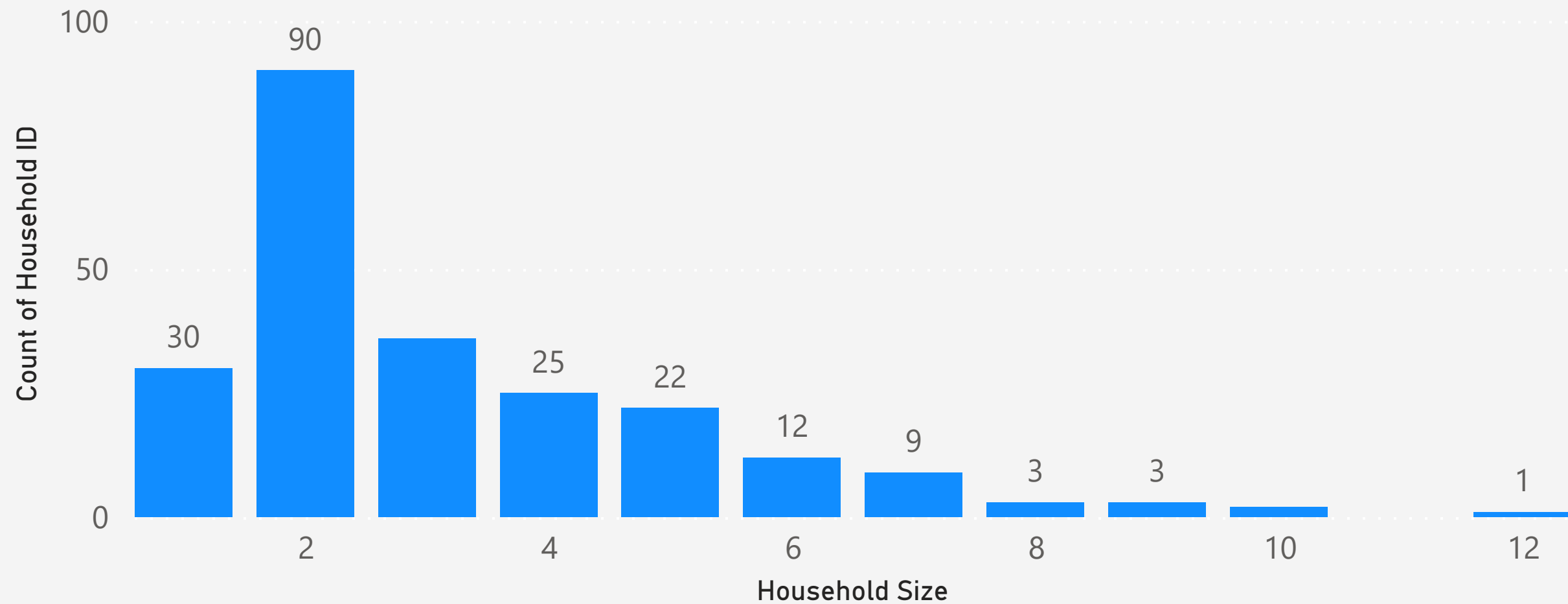


Household Type

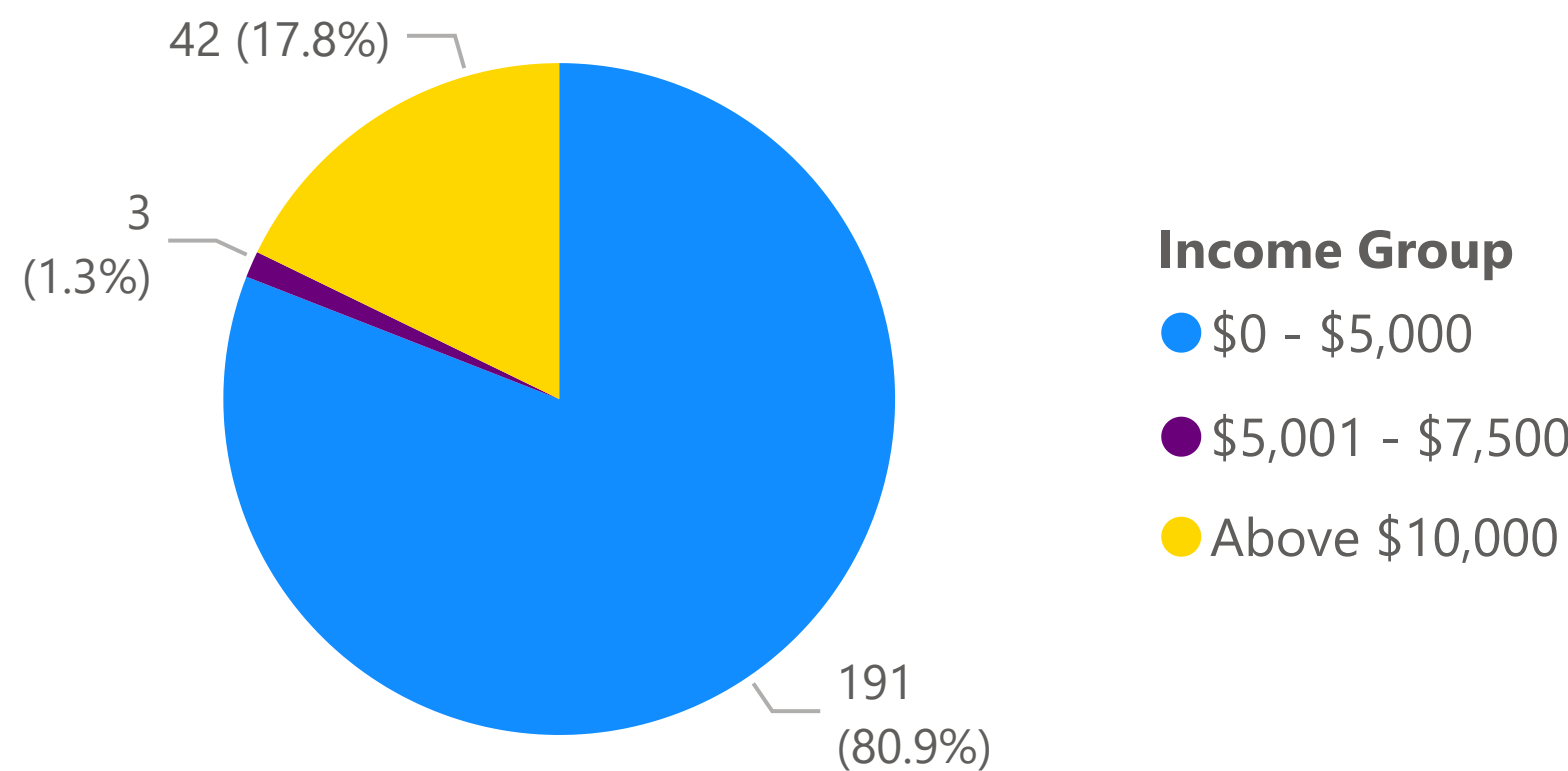
Number of Households Percentage

Household Type	Number of Households	Percentage
Single Parent/Female	120	51.50%
Two Parent Household	63	27.04%
Single Person	13	5.58%
Single Parent/Male	12	5.15%
Multigenerational Household	9	3.86%
Other	8	3.43%
Extended Family	5	2.15%
Unspecified	4	1.72%
Total	233	100.00%

Count of Household ID by Household Size



Number of Households by Income Group



There are three households that were counted twice in the pie chart, because two different families of the same household belong to different income groups.

Overview Students (SOUL 22/23 School Year)

Total Households

233

Total Enrollments

268

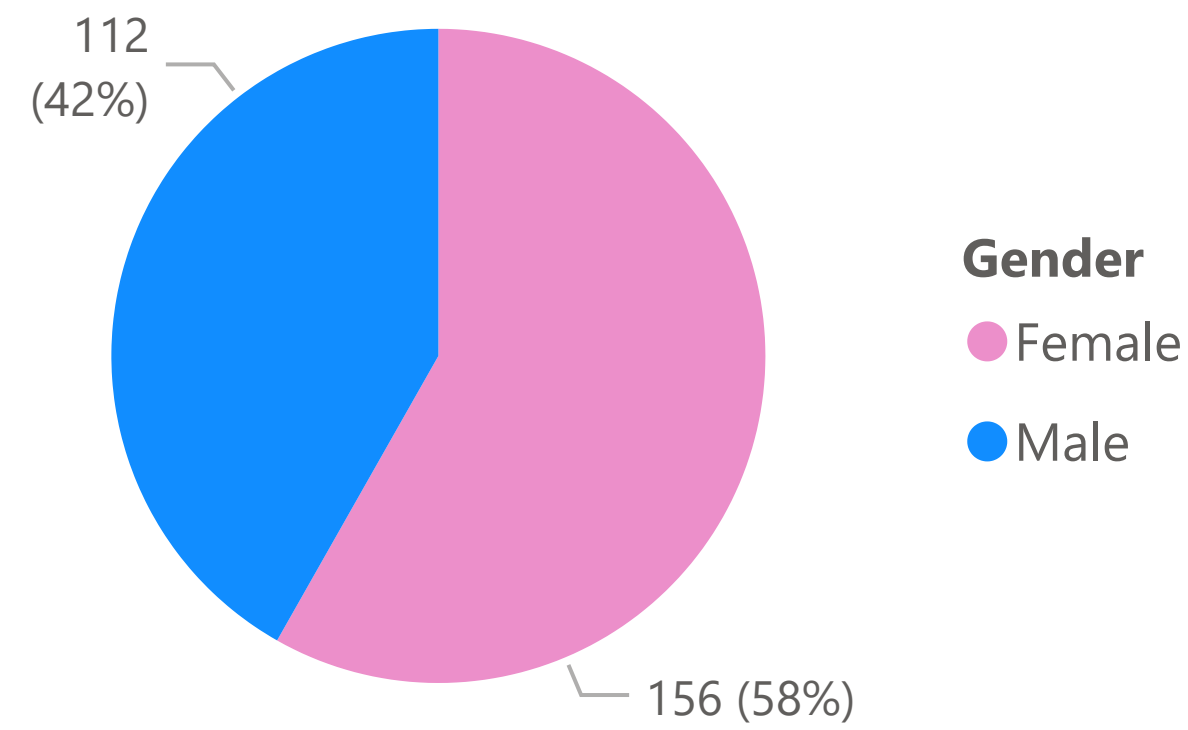
Total Graduated

48

Total Services

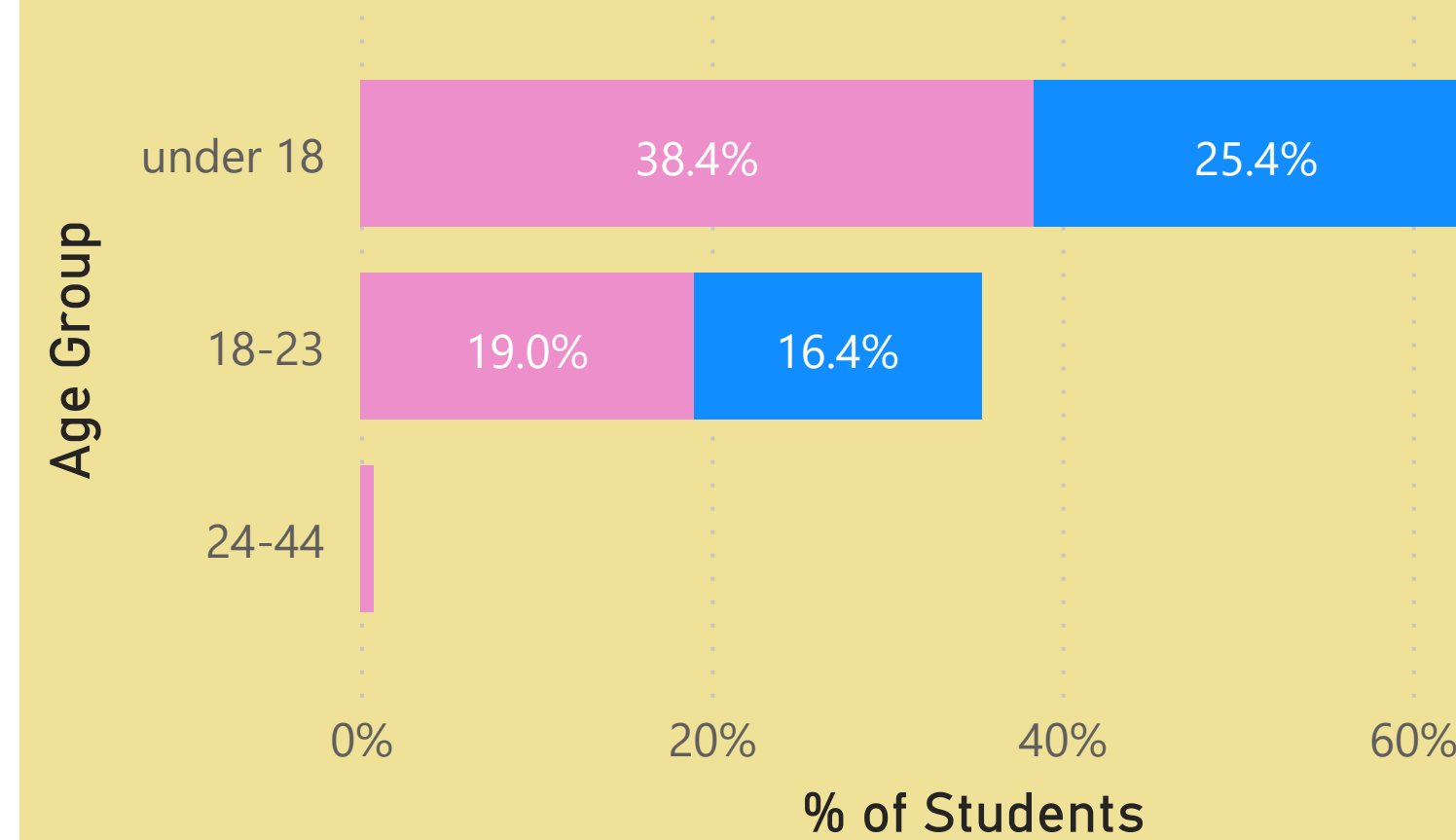
1684

Number of Students by Gender

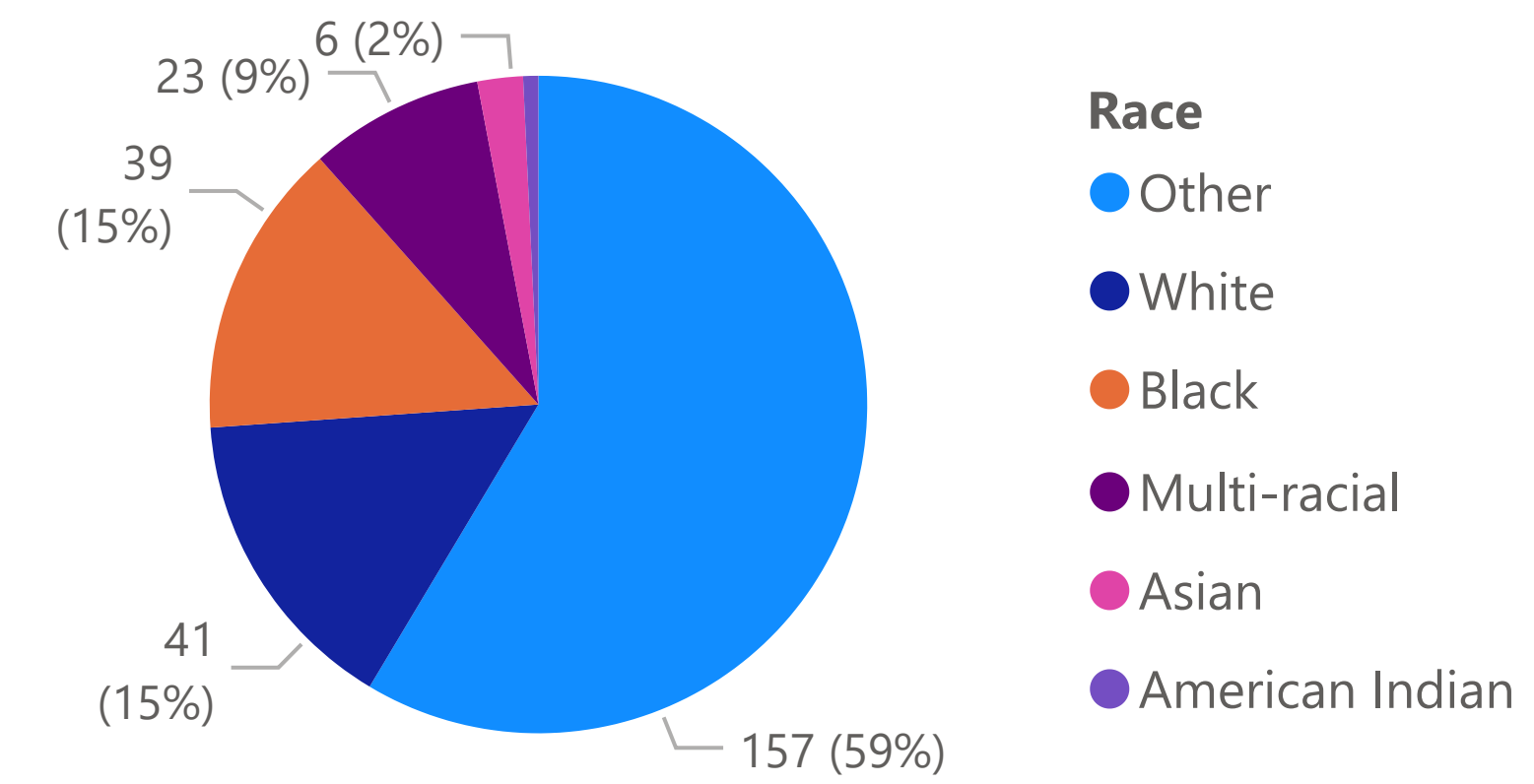


% of Students by Age Group by Gender

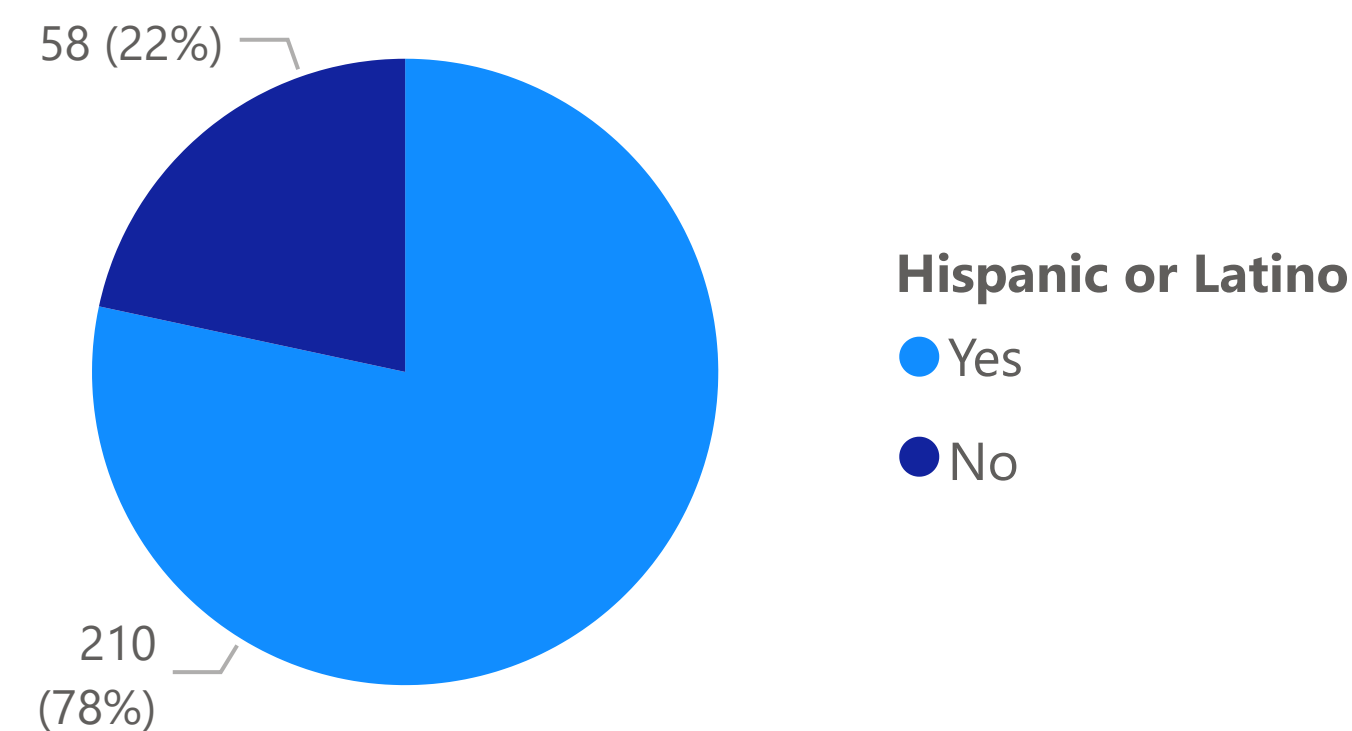
Gender Female Male



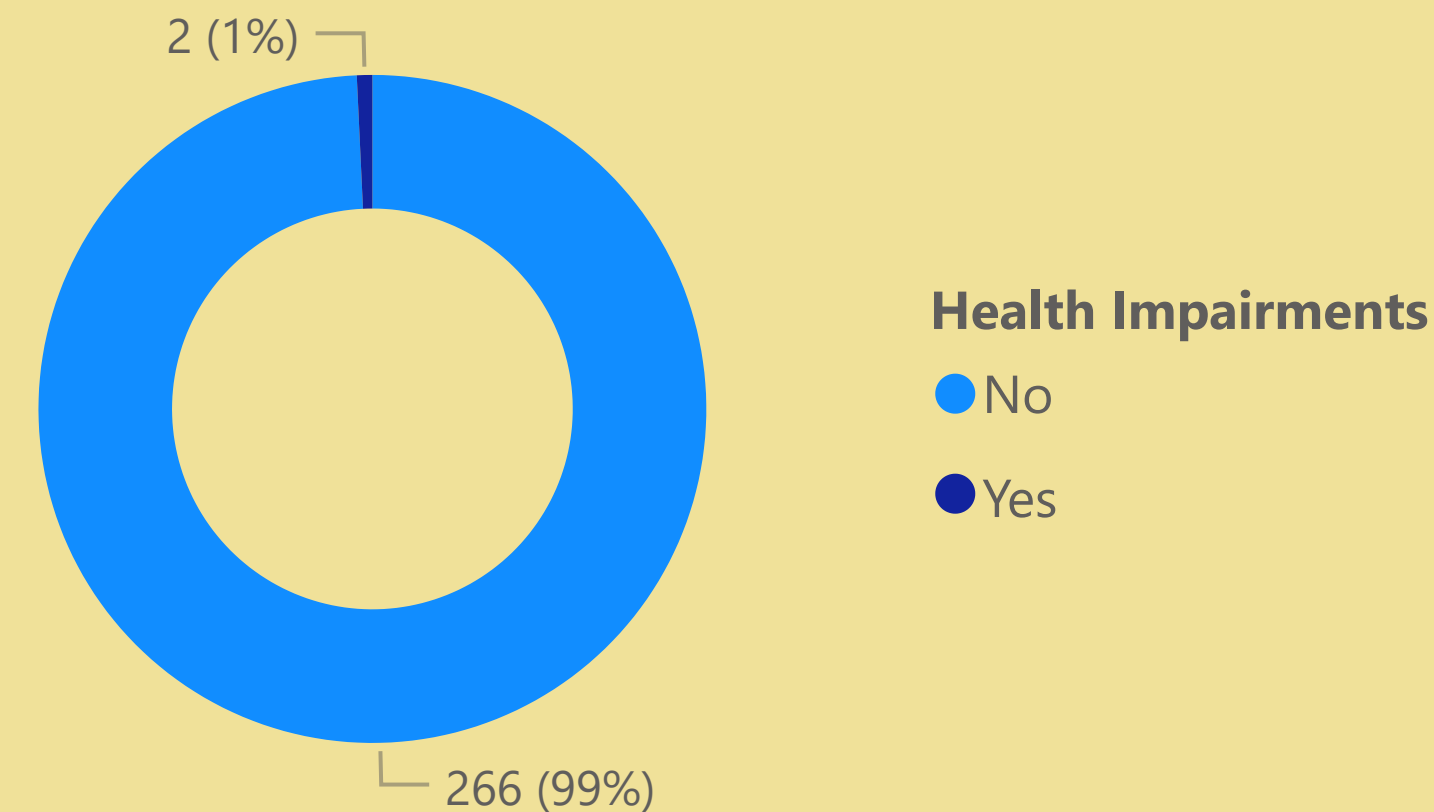
Number of Students by Race



Number of Students by Hispanic or Latino




Number of Students by Health Impairments




Overview Outcome (SOUL 22/23 School Year)

Demonstration for Projection:

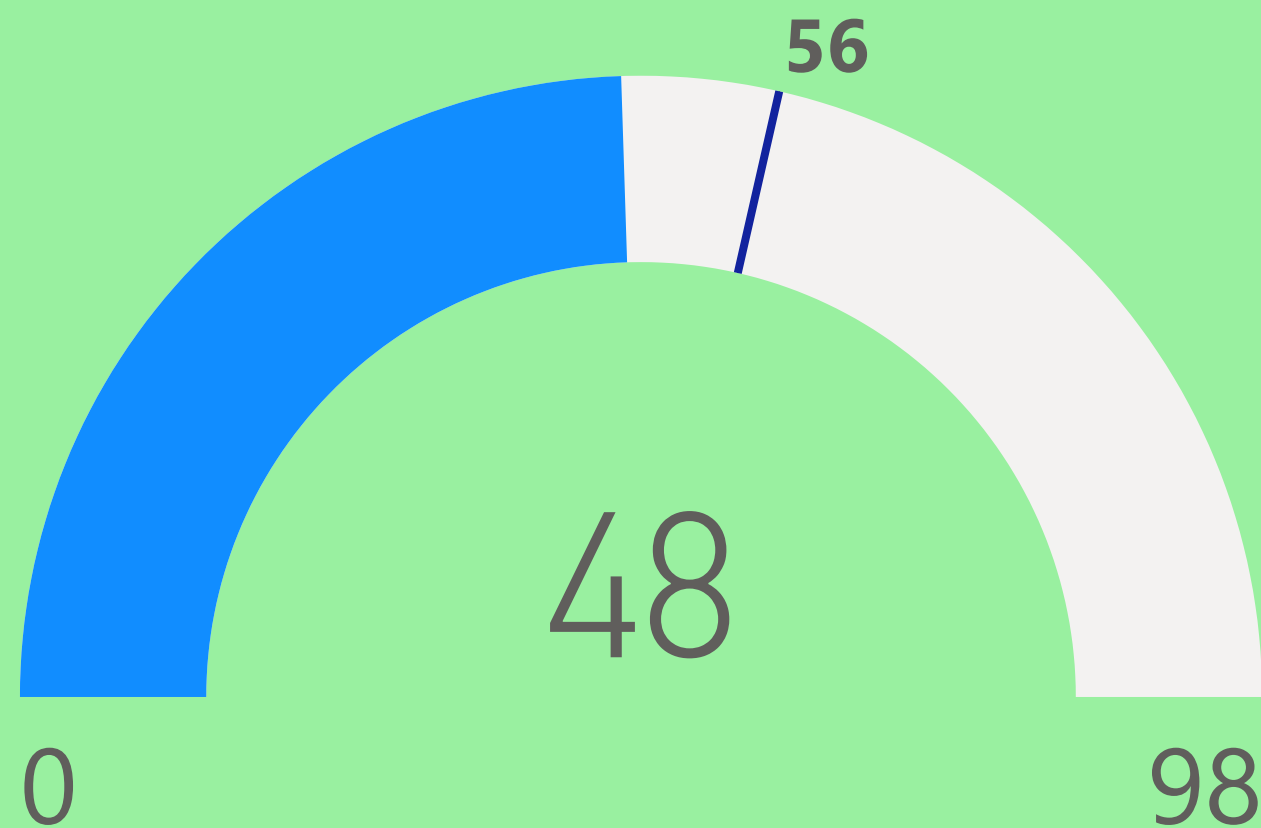
21% of total students to achieve Diploma:
 $21\% \times 268 = 56$ students



Actual Graduates: 48
 Seniors **on track** to graduate: 56
Graduate rate is $48/56 = 86\%$



Graduated VS Goal



Total Households

233

Total Enrollments

268

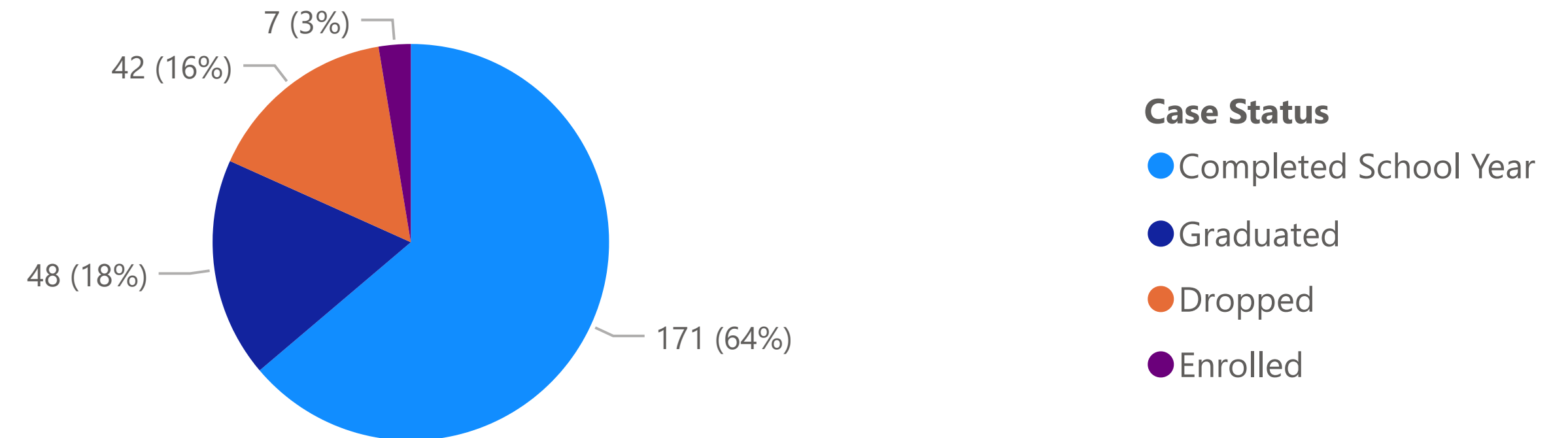
Total Graduated

48

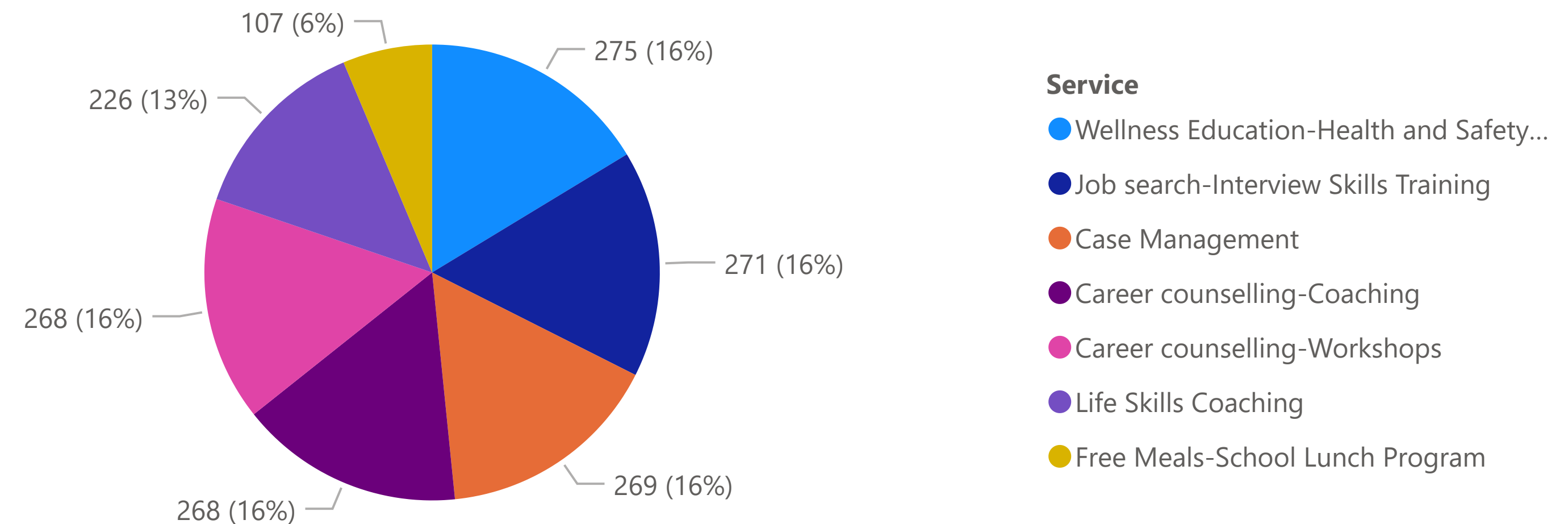
Total Services

1684

Number of Students by Case Status



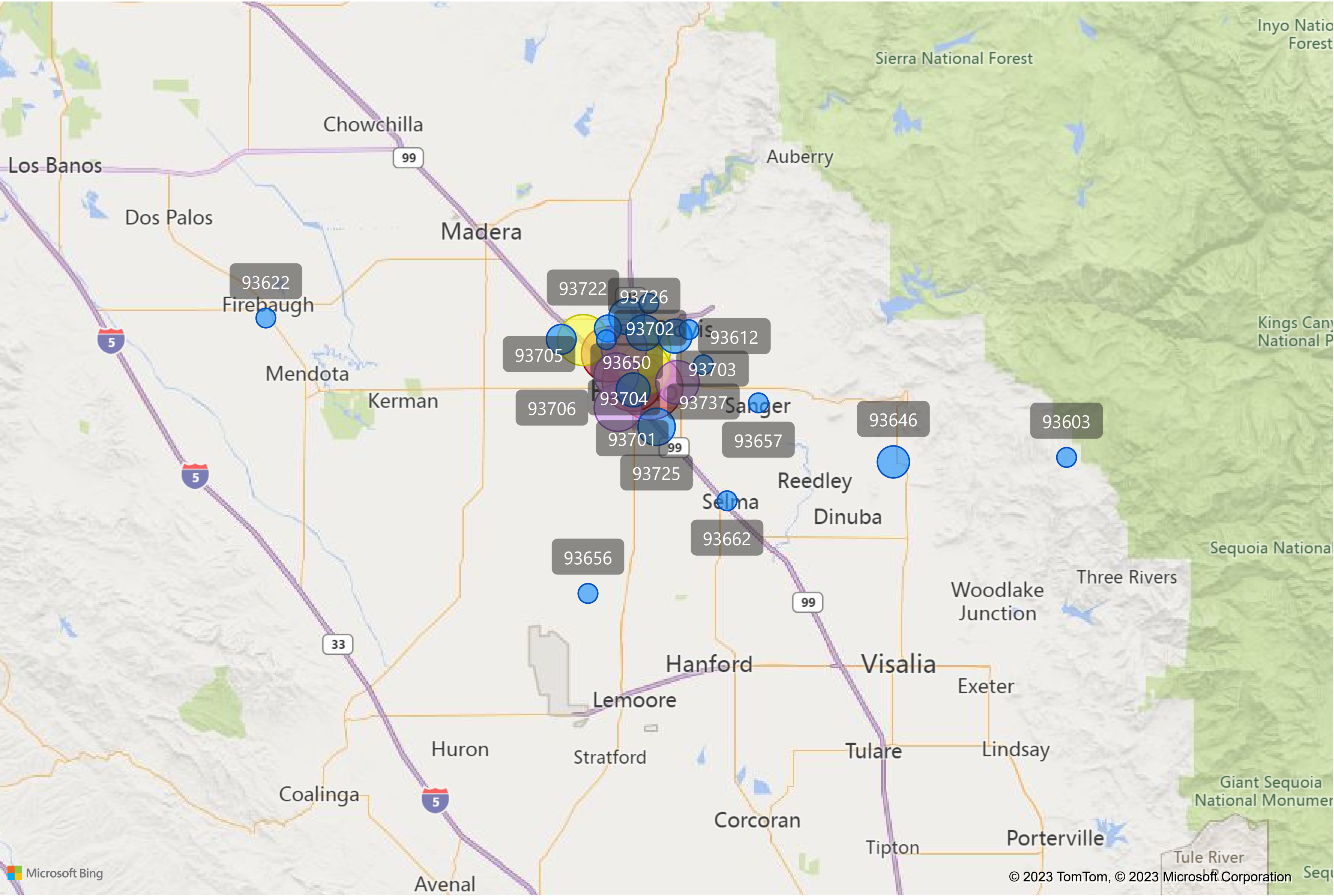
Number of Services Provided



Number of Students by Zip Code

Enter Zip Code

Search

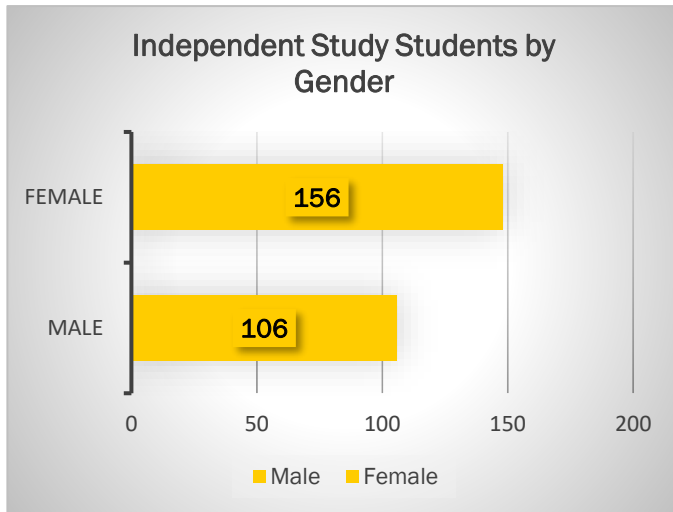


Zip Code	Number of Students	Number of Services
93702	41	251
93701	33	219
93705	26	162
93726	23	139
93703	20	124
93722	20	130
93706	16	98
93704	14	86
93728	13	80
93727	12	73
93725	7	41
93650	6	39
93710	6	36
93612	5	33
93721	5	33
93646	4	27
Total	268	1684

Fresno EOC School of Unlimited Learning

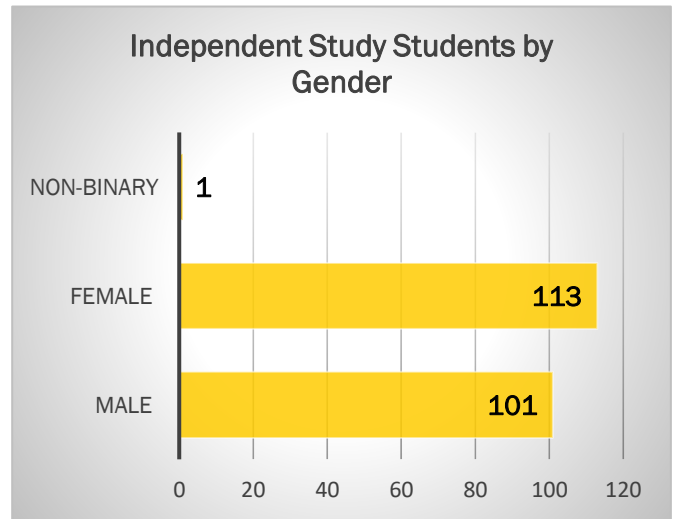
2022/2023 School Year

Independent Studies Total Enrolled: 254

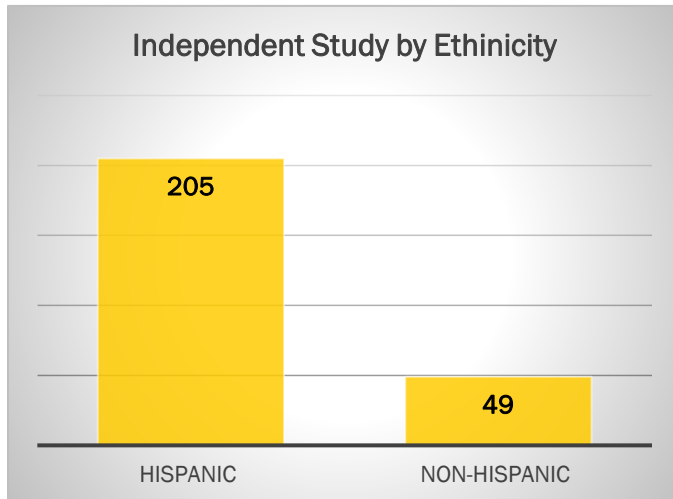


2023/2024 School Year *as of November 14, 2023*

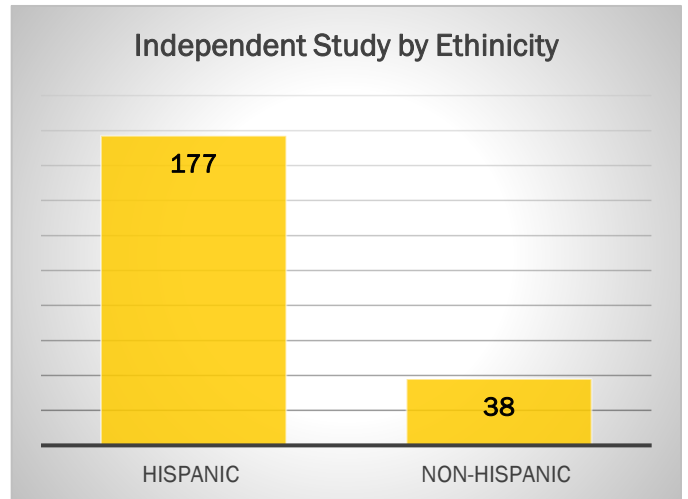
Independent Studies Total Enrolled: 215



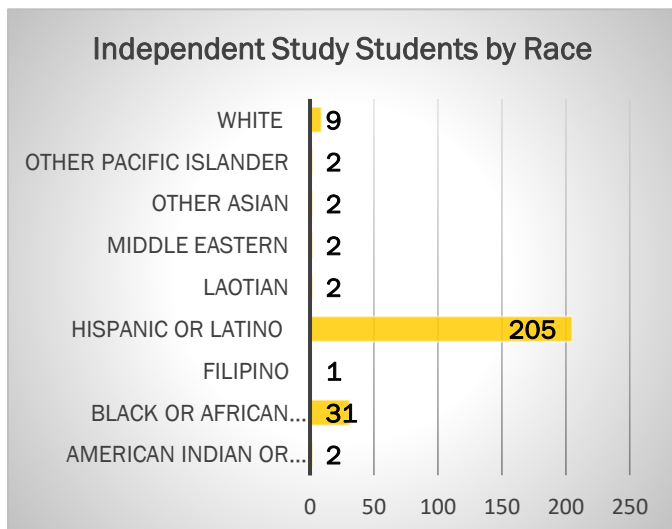
Independent Study by Ethnicity



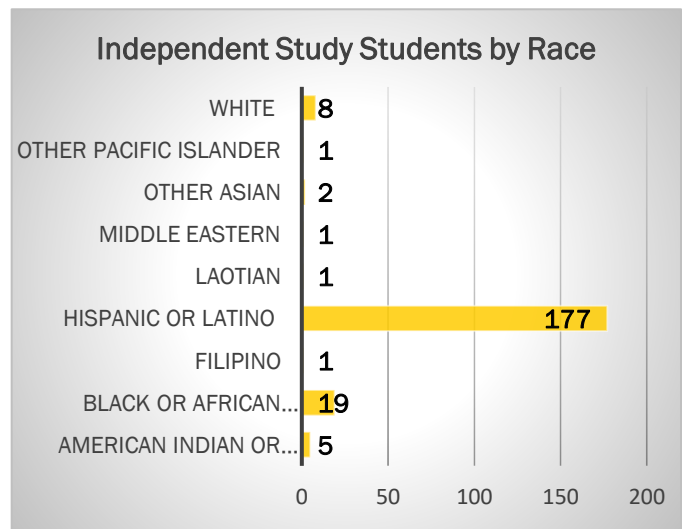
Independent Study by Ethnicity



Independent Study Students by Race

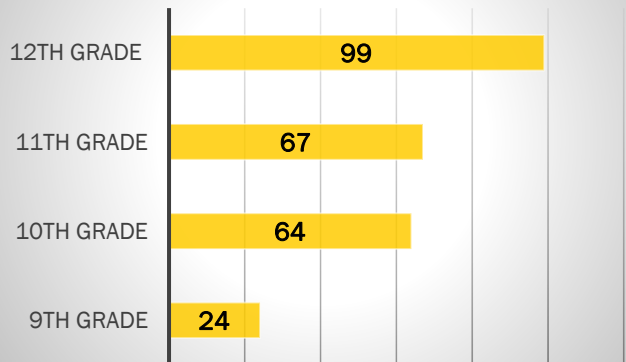


Independent Study Students by Race

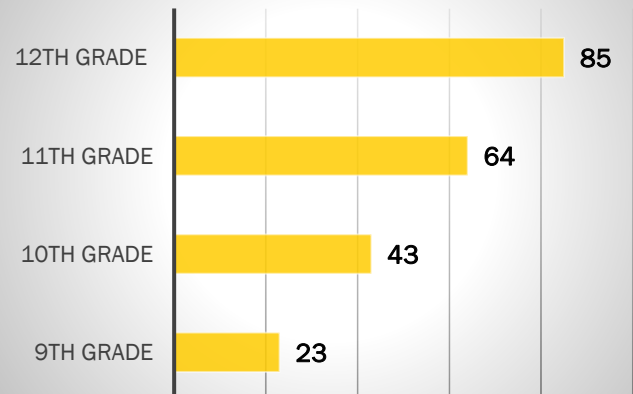


Fresno EOC School of Unlimited Learning

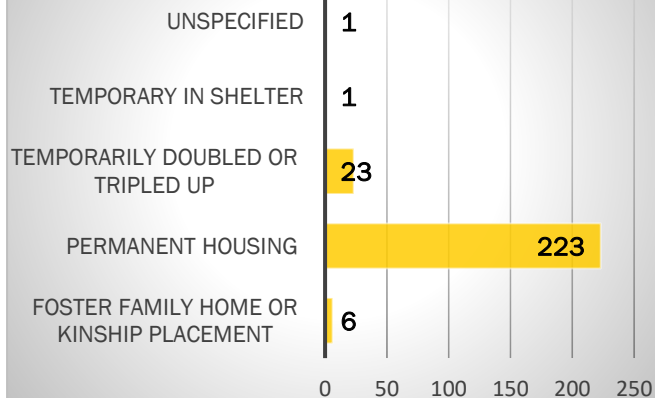
Independent Study Students by Grade



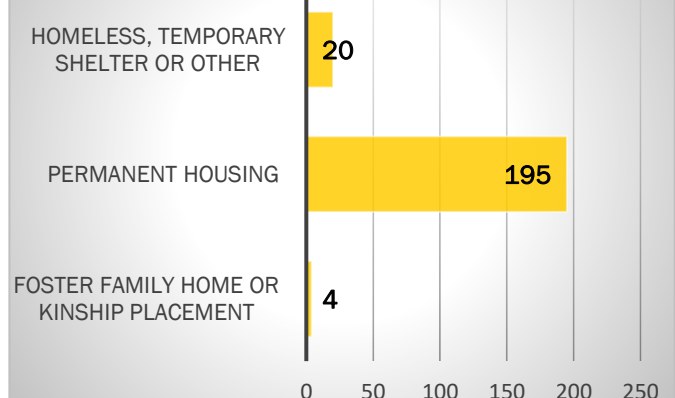
Independent Study Students by Grade



Independent Study Students by Residence



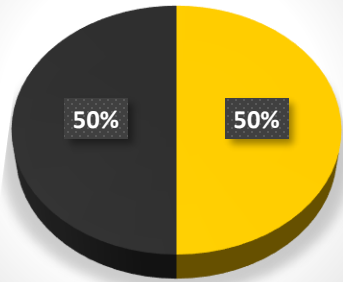
Independent Study Students by Residence



2022/2023 School Year

Classroom Based Total Enrolled: 22

Classroom Based Students by Gender

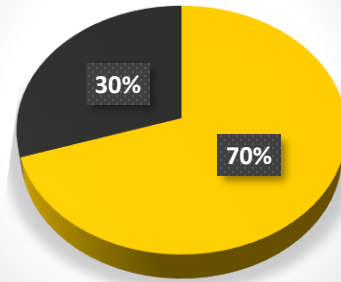


Male Female

2023/2024 School Year as of November 14, 2023

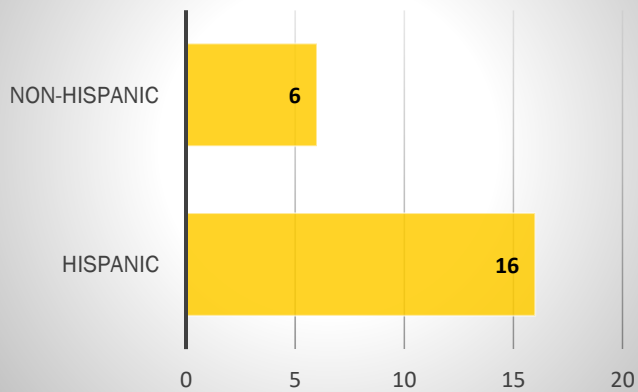
Classroom Based Total Enrolled: 30

Classroom Based Students by Gender

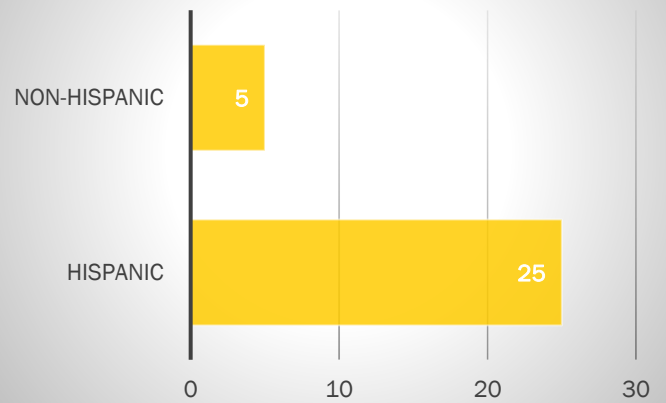


Male Female

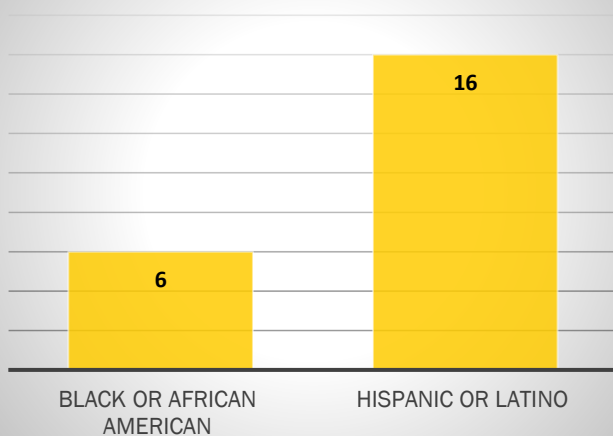
Classroom Based Students by Ethnicity



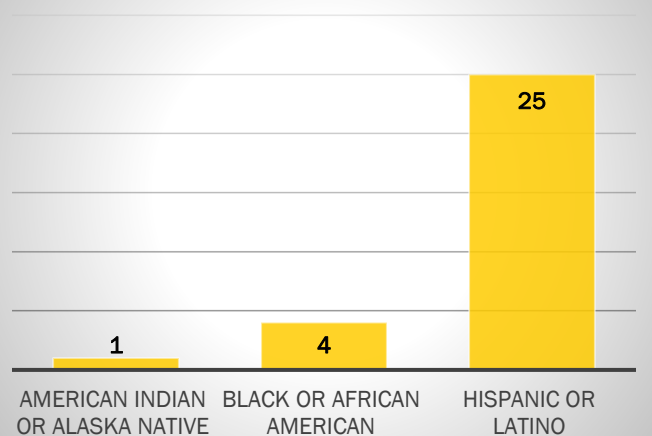
Classroom Based Students by Ethnicity



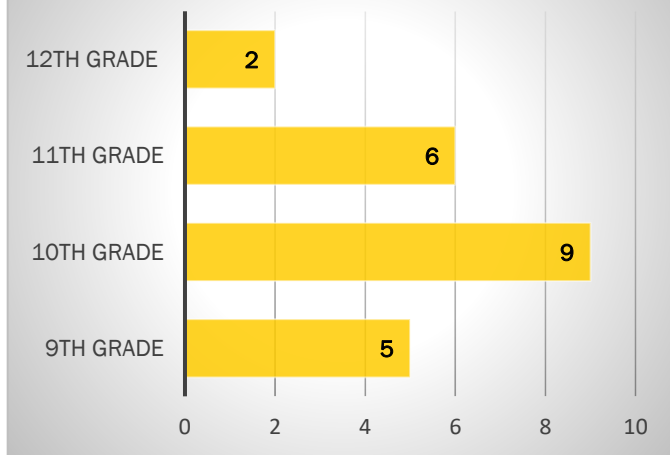
Classroom Based Students by Race



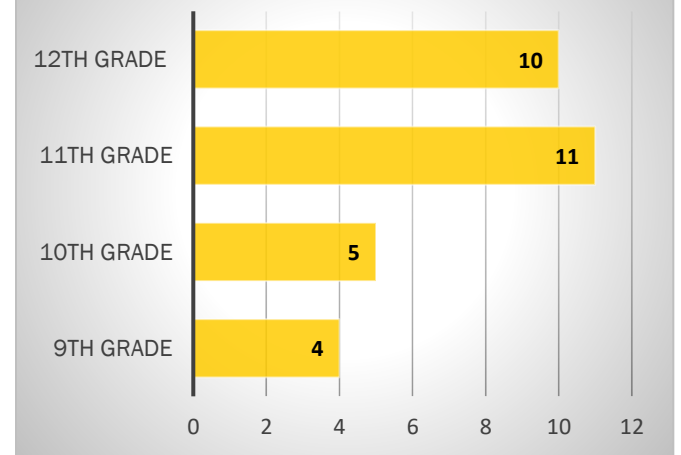
Classroom Based Students by Race



Classroom Based Students by Grade



Classroom Based Students by Grade





PROGRAM PLANNING AND EVALUATION COMMITTEE MEETING

Date: November 27, 2023	Program: Program Planning & Development
Agenda Item: 10A	Director: Ana Medina
Subject: Grant Tracker	Officer: Jack Lazzarini

Background

The information presented in the Grant Tracker is intended to keep the Board apprised of program grant activity for Fresno EOC.

Fresno County Economic Opportunities Commission
Grant Tracker 2023
Monday, November 27, 2023

2023 FUNDED								
Due Date	Program	Name	Funder	Amount Requested	Summary	Board Report Date	Date of Notice	Amount Awarded
8/15/2023	Sanctuary and Support Services - LGBTQ+ Resource Center	Population-Based Community Needs Assessment	County of Fresno	\$25,000	Funding will support a community needs assessment for LGBT youth and LGBT foster youth.	8/28/2023	TBA	\$25,000
8/31/2023	Sanctuary and Support Services - Homeless Services	Homeless Housing Assistance and Prevention Program	City of Fresno	\$139,429	Funding will support operating costs for shelters, service coordination, and street outreach.	8/28/2023	10/12/2023	\$139,429
6/23/2023	Sanctuary and Support Services - CVAHT	Sisters of the Presentation Grant	Sisters of the Presentation	\$25,000	Will support therapy for CVAHT clients and emergency shelter through the form of hotel vouchers, as well as, increased outreach efforts to identify victims of human trafficking.	6/26/2023	10/13/2023	\$25,000
N/A	Training and Employment - Valley Apprenticeship Connections (VAC)	RWD ValleyBuild	Fresno Regional Workforce Development Board	\$57,266	Will provide paid work experience for 22 trainees enrolled in ValleyBuild Apprenticeship Readiness program.	N/A	10/5/2023	\$57,266
10/23/2023	Sanctuary and Support Services - LGBTQ+ Resource Center	LGBTQ+ Pop-up Groups for Suicide Prevention	County of Fresno - DBH	\$20,000	One-year extension of funding to support 20 Pop Up events for LGBTQ+ youth and adults. This funding will help build support systems, guide participants to resources, and help create a safe space while promoting wellness.	N/A	9/20/2023	\$20,000
5/25/2023	Advance Peace	Community Based Violence Intervention and Prevention	Bureau of Justice Assistance	\$2,000,000	Will fund comprehensive case management, LifeMAP stipends, and transformative travel expenses for youth adults at the center of gun violence.	6/26/2023	TBA	\$2,000,000
6/13/2023	Sanctuary and Support Services - CVAHT	Integrated Services for Minor Victims of Human Trafficking	Office for Victims of Crime	\$618,230	Will provide comprehensive case management support for minor victims of human trafficking of all forms.	5/22/2023	10/1/2023	\$618,230
5/3/2023	Training and Employment - Valley Apprenticeship Connections (VAC)	Construction Apprenticeship Program	County of Fresno	\$258,720	Will provide for job training and industry-required certifications for adults who are reentering into society, creating a pathway to a sustainable career in construction.	6/26/2023	6/23/2023	\$255,305
5/22/2023	Training and Employment - Summer Youth Internship Program	Year Round Internship Program	Wells Fargo	\$20,000	To pay 5 interns their wages.	7/24/2023	6/12/2023	\$20,000
4/10/2023	Health Services - AFLP	AFLP 2023	CA Dept of Public Health	\$2,010,000	Funding for AFLP for the next 3 years.	3/27/2023	5/30/2023	\$1,644,525
3/3/2023	Food Services - Food Distributions	Food for Life Initiative - Food Distribution	Kaiser Permanente	\$25,000	Food distribution in rural areas.	3/27/2023	5/24/2023	\$25,000
2/24/2023	Training and Employment - Workforce Connection Young Adult Program	Fresno Regional Workforce Development Board 23-24 (Urban East)	Department of Labor	\$891,800	Continued funding for Workforce Connection in 2023-24.	3/27/2023	TBA	\$891,800
4/10/2023	Health Services	Public Awareness and Community Outreach Campaign Services	Governor's Office of Planning and Research	\$250,000	Community health outreach for the State of California on COVID-19, water conservation, and extreme heat.	3/27/2023	5/8/2023	\$250,000
11/1/2022	Sanctuary and Support Services - CVAHT	Slave 2 Nothing	Slave 2 Nothing Foundation	\$30,000	CVAHT Emergency Apartment.	4/18/2023	4/1/2023	\$30,000

7/13/2022	Health Services - African American Coalition	Covid Disparities Grant	Fresno County	\$1,000,000	To provide COVID testing and vaccinations to priority population.	N/A	TBA	\$500,000
2/6/2023	LCC - YouthBuild	YouthBuild Fresno	Department of Labor	\$1,500,000	YouthBuild employment and training program.	5/22/2023	TBA	\$1,500,000

2023 NOT FUNDED

Due Date	Program	Name	Funder	Amount Requested	Summary	Board Report Date	Date of Notice
11/1/2023	Food Services - Food Distributions	Walmart Local Community Grants	Walmart	\$5,000	Funding food distributions for 2023.	7/24/2023	12/31/2023
11/1/2023	EOC Other	Walmart Local Community Grant	Walmart	\$5,000	Funds food for community members attending Transform Fresno Artfest event.	N/A	12/31/2023
8/31/2023	Health Services - Dental Care for Kids	Wonderful Community Grants	Wonderful Pistachios	\$100,000	Dental outreach in Mendota.	8/28/2023	10/31/2023
7/10/2023	Advance Peace, Training and Employment - Other	Helping Justice-Involved Reenter Employment (HIRE)	California Workforce Development Board	\$850,960	To provide justice-involved individuals with employment services	5/22/2023	9/30/2023
6/21/2023	Foster Grandparent Program	Advancing Innovation in Aging	Next 50 Initiative	\$513,800	Will support basic digital literacy courses for low-income older adults in rural and urban areas in Fresno County.	6/26/2023	10/15/2023
7/31/2023	Sanctuary and Support Services - Homeless Services	Runaway and Homeless Youth Prevention Demonstration Program	Health and Human Services	\$300,000	Funding comprehensive services for youths at risk of homelessness and their families.	8/28/2023	10/13/2023
4/11/2023	Health Services - African American Coalition	Racial and Ethnic Approaches to Community Health (REACH)	CDC	\$1,000,000	Programs in Physical Activity, Nutrition, Breastfeeding, and Vaccinations.	3/27/2023	9/6/2023
11/1/2023	Head Start 0 to 5	Walmart Local Community Grant	Walmart	\$5,000	Funding for Head Start in-service meeting.	N/A	12/31/2023
6/30/2023	Health Services - Dental Care for Kids	Community and Care Transformation Initiative	CareQuest Institute for Oral Health	\$125,000	Hiring a case manager for dental referrals and clinical linkages.	7/24/2023	9/20/2023
2/13/2023	Sanctuary and Support Services - CVAHT	Stop the Hate: Services for Survivors and Prevention	California Department of Social Services	\$800,000	Will provide support for LGBT victims of hate crimes, fund hate prevention workshops, and increase awareness of resources for low-income areas.□	3/27/2023	7/31/2023
6/6/2023	Sanctuary and Support Services - LGBTQ+ Resource Center	Youth Suicide Prevention Media and Outreach Campaign	Sierra Health Foundation	\$500,000	Will serve youth and practice ongoing youth engagement in leadership; prioritize public health solutions; develop suicide prevention strategies and messaging, work with other organizations in a collaborative effort.	5/22/2023	7/28/2023
6/30/2023	Sanctuary and Support Services - CVAHT	Domestic Victims of Human Trafficking Services and Outreach Program	Office on Trafficking in Persons	\$300,000	To build and expand community capacity to deliver services to adult and minor victims of human trafficking.	8/22/2023	10/1/2023
2/6/2023	Health Services - Dental Care for Kids	ComPASS Program	National Institutes of Health	\$9,827,841	Implementation of a data system and support from community health workers to connect families in the SBSP program to needed services.□	3/27/2023	5/31/2023
2/24/2023	Training and Employment - Workforce Connection Young Adult Program	Fresno Regional Workforce Development Board 23-24 (Urban West)	Department of Labor	\$891,800	Continued funding for Workforce Connection in 2023-24.□	3/27/2023	TBA
2/24/2023	Training and Employment - Workforce Connection Young Adult Program	Fresno Regional Workforce Development Board 23-24 (Rural East)	Department of Labor	\$446,880	Continued funding for Workforce Connection in 2023-24.□	3/27/2023	TBA

2/24/2023	Training and Employment - Workforce Connection Young Adult Program	Fresno Regional Workforce Development Board 23-24 (Rural West)	Department of Labor	\$433,160	Continued funding for Workforce Connection in 2023-24. □	3/27/2023	TBA
2/21/2023	Sanctuary and Support Services - LGBTQ+ Resource Center	PPIR Initiative	California Department of Public Health	\$1,200,000	Will increase access for HIV diagnosis and treatment for low-income LGBT folks in Fresno through HIV screening, increase LGBT Competency Trainings for medical providers, and provide ongoing client support. □	3/27/2023	TBA
3/13/2023	Health Services - African American Coalition	Thriving Families Partnerships (AAC)	First 5 Fresno County	\$120,000	Vaccine clinic, home visits, community outreach and awareness. □	3/27/2023	4/28/2023
3/13/2023	Women, Infants, and Children (WIC)	Thriving Families Partnerships (WIC)	First 5 Fresno County	\$120,000	Hiring a referral coordinator to connect WIC participants with other needed resources and services. □	3/27/2023	4/28/2023
3/3/2023	Health Services - Dental Care for Kids	Pioneering Ideas: Exploring the Future to Build a Culture of Health	Robert Wood Johnson Foundation	\$2,258,348	Implementation of a data system and support from community health workers to connect families in the SBSP program to needed services. □	3/27/2023	TBA
3/1/2023	Health Services - African American Coalition	Vaccine Uptake Grant	National Council on Aging	\$150,000	Vaccine clinic, home visits, community outreach and awareness. □	3/27/2023	3/8/2023
2/13/2023	Health Services	INCHES Initiative	Central Valley Community Foundation	\$130,000	To participate in the CVCF Inches Initiative.	3/27/2023	TBA
4/29/2022	Health Services - African American Coalition	Access Plus Capital	Cal Money Smart	\$131,974	COVID-19 vaccinations and testing	N/A	TBA
9/2/2022	Health Services - African American Coalition	Together We CAN Grow	Bristol Myers Squibb	\$750,000	COVID-19 vaccinations and testing	N/A	TBA

PENDING GRANTS

Due Date	Program	Name	Funder	Amount Requested	Summary	Board Report Date	Date of Notice
Grants In Progress							
TBA	Transit Systems	Volkswagen Environmental Mitigation Trust for California	Volkswagen	TBA	Replacing current transit vehicles with electric vehicles.	N/A	TBA
11/27/2023	Training and Employment - Valley Apprenticeship Connections (VAC)	Career Skills Training	Department of Energy	TBA	Funding for job training to gain industry-recognized certifications in energy efficiency sector.	N/A	2/20/2024
Grants Submitted							
9/28/2023	Sanctuary and Support Services - Homeless Services	FY23 Continuum of Care Competition and Renewal or Replacement of Youth Homeless Demonstration Program Grants	US Department of Housing and Urban Development	TBA	To quickly re-house homeless individuals, families, persons fleeing domestic violence, and youth while minimizing the trauma and dislocation caused by homelessness; to promote access to and effective utilization of mainstream programs by homeless; and to optimize self-sufficiency among those experiencing homelessness.	N/A	TBA
10/6/2023	Health Services	Early Childhood Wraparound Services	CA Dept of Health Care Services	\$1,500,000	Funding for childhood wraparound services, could include home visitation or prenatal care.	8/28/2023	1/31/2024
9/18/2023	LCC - Local Conservation Corps (LCC)	California Community Reinvestment Grants (CalCRG) Program	Governor's Office of Business and Economic Development (GO-Biz)	\$900,000	Advancing economic justice for individuals directly impacted by the War on Drugs.	8/28/2023	5/31/2024

9/15/2023	Training and Employment - Summer Youth Internship Program	US Bank Letter of Interest	US Bank	\$75,000	Funding salaries for interns.	N/A	TBA
8/18/2023	Foster Grandparent Program	Outreach and Education/Training Services for Access to Technology Program	Fresno County DSS	\$786,543	Funding will provide education, digital literacy training, and ongoing technical support for older adults.	8/28/2023	TBA
8/16/2023	Foster Grandparent Program	Advancing Equity in Aging	Next 50 Initiative	\$97,050	Funding will provide support to organizations who serve historically marginalized older adults.	8/28/2023	TBA
8/7/2023	Food Services - Food Distributions	Sierra Grant Program	Bank of the Sierra	\$5,000	Funding food distributions for 2023.	7/24/2023	10/7/2023
8/8/2023	Food Services - Food Distributions	Costco Charitable Giving Grant	Costco Wholesale	\$7,500	Funding food distributions for 2023.	7/24/2023	9/18/2023
11/1/2023	Sanctuary and Support Services - CVAHT	Slave 2 Nothing Grant	Slave 2 Nothing Foundation	\$45,000	Funding will support low-barrier emergency housing for victims of human trafficking.	N/A	5/3/2024
11/15/2023	Health Services	Fresno HOPE	Fresno HOPE Pathways Community Hub	\$325,000		11/27/2023	11/24/2023
9/27/2023	Sanctuary and Support Services - Homeless Services	Better Together Giving	PG&E	\$2,000	Support the 30th Annual Making Spirits Bright event	N/A	11/1/2023
9/8/2023	LCC - Local Conservation Corps (LCC)	CCC Non-Residential Grant	California Conservation Corps	\$24,000	Funding will support training and job-readiness for corps members.	N/A	TBA
7/31/2023	LCC - Public Lands Conservation and Maintenance	Costa Earmark Request	Congressman Costa	\$500,000	Funding to purchase heavy equipment that will be used on public lands/forestry projects.	8/28/2023	TBA
7/28/2023	Health Services - Dental Care for Kids	UniHealth Foundation LOI	UniHealth Foundation	\$2,258,348	Implementation of a data system and support from community health workers to connect families in the SBSP program to needed services. □	8/28/2023	9/30/2023
6/27/2023	Health Services - Community Health Center	Community-Based Approaches to Reducing Sexually Transmitted Diseases	CDC	\$325,000	STI Testing on Community College Campuses, and free transportation to clinic if treatment is needed.	5/22/2023	8/31/2023
6/13/2023	Training & Employment	One Fresno Youth Jobs Corps Program Worksites	City of Fresno	\$300,000	Provision of work experience for Fresno youth.	6/26/2023	10/13/2023
5/11/2023	Sanctuary and Support Services - CVAHT	Services for Victims of Human Trafficking	Office for Victims of Crime	\$1,212,980	Will increase support for labor and sex trafficking victims, and increase trainings/public awareness	5/22/2023	9/30/2023